



INTERNATIONAL APPLICATION PUBLISHED UNDER THE PATENT COOPERATION TREATY (PCT)

<p>(51) International Patent Classification ⁶ : C07D 265/36, 279/16, 413/06, A61K 31/535, 31/54</p>	A1	<p>(11) International Publication Number: WO 99/20614 (43) International Publication Date: 29 April 1999 (29.04.99)</p>
<p>(21) International Application Number: PCT/US98/22570 (22) International Filing Date: 26 October 1998 (26.10.98) (30) Priority Data: 09/085,292 27 May 1998 (27.05.98) US (63) Related by Continuation (CON) or Continuation-in-Part (CIP) to Earlier Application US 09/085,292 (CIP) Filed on 27 May 1998 (27.05.98) (71) Applicants (for all designated States except US): DR. REDDY'S RESEARCH FOUNDATION [IN/IN]; 7-1-27, Ameerpet, Hyderabad, Andhra Pradesh 500 016 (IN). REDDY-CHEMINOR, INC. [US/US]; 66 South Maple Avenue, Ridgewood, NJ 07450 (US). (72) Inventors; and (75) Inventors/Applicants (for US only): LOHRAY, Braj, Bhushan [IN/IN]; 7-1-27, Ameerpet, Hyderabad, Andhra Pradesh 500 016 (IN). LOHRAY, Vidya, Bhushan [IN/IN]; 7-1-27, Ameerpet, Hyderabad, Andhra Pradesh 500 016 (IN). BA-JJI, Ashok, Channaveerappa [IN/IN]; 7-1-27, Ameerpet, Hyderabad, Andhra Pradesh 500 016 (IN). KALCHAR,</p>		<p>Shivaramayya [IN/IN]; 7-1-27, Ameerpet, Hyderabad, Andhra Pradesh 500 016 (IN). RAMANUJAM, Rajagopalan [IN/IN]; 7-1-27, Ameerpet, Hyderabad, Andhra Pradesh 500 016 (IN). CHAKRABARTI, Ranjan [IN/IN]; 7-1-27, Ameerpet, Hyderabad, Andhra Pradesh 500 016 (IN). (74) Agents: CORD, Janet, I.; Ladas & Parry, 26 West 61st Street, New York, NY 10023 (US) et al. (81) Designated States: AL, AM, AT, AU, AZ, BA, BB, BG, BR, BY, CA, CH, CN, CU, CZ, DE, DK, EE, ES, FI, GB, GE, GH, GM, HR, HU, ID, IL, IS, JP, KE, KG, KP, KR, KZ, LC, LK, LR, LS, LT, LU, LV, MD, MG, MK, MN, MW, MX, NO, NZ, PL, PT, RO, RU, SD, SE, SG, SI, SK, SL, TJ, TM, TR, TT, UA, UG, US, UZ, VN, YU, ZW, ARIPO patent (GH, GM, KE, LS, MW, SD, SZ, UG, ZW), Eurasian patent (AM, AZ, BY, KG, KZ, MD, RU, TJ, TM), European patent (AT, BE, CH, CY, DE, DK, ES, FI, FR, GB, GR, IE, IT, LU, MC, NL, PT, SE), OAPI patent (BF, BJ, CF, CG, CI, CM, GA, GN, GW, ML, MR, NE, SN, TD, TG).</p> <p>Published With international search report. Before the expiration of the time limit for amending the claims and to be republished in the event of the receipt of amendments. Upon the request of the applicant, before the expiration of the time limit referred to in Article 21(2)(a).</p>
<p>(54) Title: BICYCLIC COMPOUNDS, PROCESS FOR THEIR PREPARATION AND PHARMACEUTICAL COMPOSITIONS CONTAINING THEM</p>		
<div style="text-align: center;"> <p style="text-align: right;">(I)</p> </div>		
<p>(57) Abstract</p> <p>The present invention relates to novel antiobesity and hypocholesterolemic compounds, their derivatives, their analogs, their tautomeric forms, their stereoisomers, their polymorphs, their pharmaceutically acceptable salts, their pharmaceutically acceptable solvates and pharmaceutically acceptable compositions containing them. More particularly, the present invention relates to novel β-aryl-α-oxysubstituted alkylcarboxylic acids of general formula (I), their derivatives, their analogs, their tautomeric forms, their stereoisomers, their polymorphs, their pharmaceutically acceptable salts, their pharmaceutically acceptable solvates and pharmaceutically acceptable compositions containing them.</p>		

FOR THE PURPOSES OF INFORMATION ONLY

Codes used to identify States party to the PCT on the front pages of pamphlets publishing international applications under the PCT.

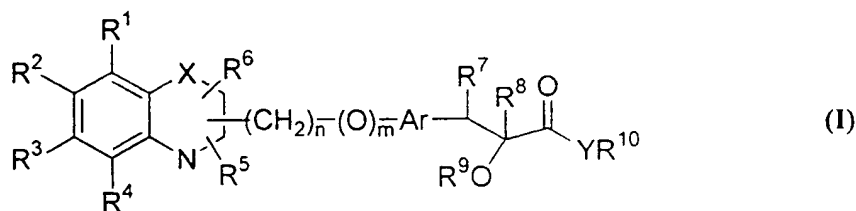
AL	Albania	ES	Spain	LS	Lesotho	SI	Slovenia
AM	Armenia	FI	Finland	LT	Lithuania	SK	Slovakia
AT	Austria	FR	France	LU	Luxembourg	SN	Senegal
AU	Australia	GA	Gabon	LV	Latvia	SZ	Swaziland
AZ	Azerbaijan	GB	United Kingdom	MC	Monaco	TD	Chad
BA	Bosnia and Herzegovina	GE	Georgia	MD	Republic of Moldova	TG	Togo
BB	Barbados	GH	Ghana	MG	Madagascar	TJ	Tajikistan
BE	Belgium	GN	Guinea	MK	The former Yugoslav Republic of Macedonia	TM	Turkmenistan
BF	Burkina Faso	GR	Greece	ML	Mali	TR	Turkey
BG	Bulgaria	HU	Hungary	MN	Mongolia	TT	Trinidad and Tobago
BJ	Benin	IE	Ireland	MR	Mauritania	UA	Ukraine
BR	Brazil	IL	Israel	MW	Malawi	UG	Uganda
BY	Belarus	IS	Iceland	MX	Mexico	US	United States of America
CA	Canada	IT	Italy	NE	Niger	UZ	Uzbekistan
CF	Central African Republic	JP	Japan	NL	Netherlands	VN	Viet Nam
CG	Congo	KE	Kenya	NO	Norway	YU	Yugoslavia
CH	Switzerland	KG	Kyrgyzstan	NZ	New Zealand	ZW	Zimbabwe
CI	Côte d'Ivoire	KP	Democratic People's Republic of Korea	PL	Poland		
CM	Cameroon	KR	Republic of Korea	PT	Portugal		
CN	China	KZ	Kazakstan	RO	Romania		
CU	Cuba	LC	Saint Lucia	RU	Russian Federation		
CZ	Czech Republic	LI	Liechtenstein	SD	Sudan		
DE	Germany	LK	Sri Lanka	SE	Sweden		
DK	Denmark	LR	Liberia	SG	Singapore		
EE	Estonia						

BICYCLIC COMPOUNDS, PROCESS FOR THEIR PREPARATION AND PHARMACEUTICAL COMPOSITIONS CONTAINING THEM

Field of Invention

5 The present invention relates to novel antiobesity and hypocholesterolemic compounds, their derivatives, their analogs, their tautomeric forms, their stereo-isomers, their polymorphs, their pharmaceutically acceptable salts, their pharmaceutically acceptable solvates and pharmaceutically acceptable compositions containing them. More particularly, the present invention relates to novel β -aryl- α -oxysubstituted

10 alkylcarboxylic acids of the general formula (I), their derivatives, their analogs, their tautomeric forms, their stereoisomers, their polymorphs, their pharmaceutically acceptable salts, their pharmaceutically acceptable solvates and pharmaceutically acceptable compositions containing them.



15 The present invention also relates to a process for the preparation of the above said novel compounds, their analogs, their derivatives, their tautomeric forms, their stereoisomers, their polymorphs, their pharmaceutically acceptable salts, pharmaceutically acceptable solvates, novel intermediates and pharmaceutical compositions containing them.

20 The compounds of the present invention lower total cholesterol (TC); increase high density lipoprotein (HDL) and decrease low density lipoprotein (LDL), which have a beneficial effect on coronary heart disease and atherosclerosis.

 The compounds of general formula (I) are useful in reducing body weight and for the treatment and/or prophylaxis of diseases such as hypertension, coronary heart disease,

25 atherosclerosis, stroke, peripheral vascular diseases and related disorders. These compounds are useful for the treatment of familial hypercholesterolemia, hypertriglyceridemia, lowering of atherogenic lipoproteins, VLDL (very low density lipoprotein) and LDL. The compounds of the present invention can be used for the

treatment of certain renal diseases including glomerulonephritis, glomerulosclerosis, nephrotic syndrome, hypertensive nephrosclerosis, retinopathy and nephropathy. The compounds of general formula (I) are also useful for the treatment and/or prophylaxis of insulin resistance (type II diabetes), leptin resistance, impaired glucose tolerance, dyslipidemia, disorders related to syndrome X such as hypertension, obesity, insulin resistance, coronary heart disease, and other cardiovascular disorders. These compounds may also be useful as aldose reductase inhibitors, for improving cognitive functions in dementia, treating diabetic complications, disorders related to endothelial cell activation, psoriasis, polycystic ovarian syndrome (PCOS) inflammatory bowel diseases, osteoporosis, myotonic dystrophy, pancreatitis, arteriosclerosis, xanthoma and for the treatment of cancer. The compounds of the present invention are useful in the treatment and/or prophylaxis of the above said diseases in combination/con-comittant with one or more HMG CoA reductase inhibitors and/or hypolipidemic/ hypolipoproteinemic agents such as fibric acid derivatives, nicotinic acid, cholestyramine, colestipol, or probucol.

15

Background of Invention

Atherosclerosis and other peripheral vascular diseases are the major causes effecting the quality of life of millions of people. Therefore, considerable attention has been directed towards understanding the etiology of hypercholesterolemia and hyperlipidemia and development of effective therapeutic strategies.

20

Hypercholesterolemia has been defined as plasma cholesterol level that exceeds arbitrarily defined value called "normal" level. Recently, it has been accepted that "ideal" plasma levels of cholesterol are much below the "normal" level of cholesterol in the general population and the risk of coronary artery disease (CAD) increases as cholesterol level rises above the "optimum" (or "ideal") value. There is clearly a definite cause and effect-relationship between hypercholesterolemia and CAD, particularly for individuals with multiple risk factors. Most of the cholesterol is present in the esterified forms with various lipoproteins such as Low density lipo-protein (LDL), intermediate density lipoprotein (IDL), High density lipoprotein (HDL) and partially as Very low density lipoprotein (VLDL). Studies clearly indicate that there is an inverse correlation between CAD and athero-sclerosis with serum HDL-cholesterol concentrations. (Stampfer *et al.*, *N. Engl. J. Med.*, **325** (1991), 373-381) and the risk of CAD increases with increasing levels of LDL and VLDL.

30

In CAD, generally "fatty streaks" in carotid, coronary and cerebral arteries, are found which are primarily free and esterified cholesterol. Miller *et al.*, (*Br. Med. J.*, **282** (1981), 1741 - 1744) have shown that increase in HDL-particles may decrease the number of sites of stenosis in coronary arteries of human, and high level of HDL-
5 cholesterol may protect against the progression of atherosclerosis. Picardo *et al.*, (*Arteriosclerosis* **6** (1986) 434 - 441) have shown by *in vitro* experiment that HDL is capable of removing cholesterol from cells. They suggest that HDL may deplete tissues of excess free cholesterol and transfer them to liver (Macikinnon *et al.*, *J. Biol. chem.* **261** (1986), 2548 - 2552). Therefore, agents that increase HDL cholesterol would have
10 therapeutic significance for the treatment of hypercholesterolemia and coronary heart diseases (CHD).

Obesity is a disease highly prevalent in affluent societies and in the developing world and is a major cause of morbidity and mortality. It is a state of excess body fat accumulation. The causes of obesity are unclear. It is believed to be of genetic origin or
15 promoted by an interaction between the genotype and environment. Irrespective of the cause, the result is fat deposition due to imbalance between the energy intake versus energy expenditure. Dieting, exercise and appetite suppression have been a part of obesity treatment. There is a need for efficient therapy to fight this disease since it may lead to coronary heart disease, diabetes, stroke, hyperlipidemia, gout, osteo-arthritis, reduced
20 fertility and many other psychological and social problems.

Diabetes and insulin resistance is yet another disease which severely effects the quality of a large population in the world. Insulin resistance is the diminished ability of insulin to exert its biological action across a broad range of concentrations. In insulin resistance, the body secretes abnormally high amounts of insulin to compensate for this
25 defect; failing which, the plasma glucose concentration inevitably rises and develops into diabetes. Among the developed countries, diabetes mellitus is a common problem and is associated with a variety of abnormalities including obesity, hypertension, hyperlipidemia (*J. Clin. Invest.*, (1985) **75** : 809 - 817; *N. Engl. J. Med.* (1987) **317**: 350-357; *J. Clin. Endocrinol. Metab.*, (1988) **66** : 580 - 583; *J. Clin. Invest.*, (1975) **68** : 957 -
30 969) and other renal complications (See Patent Application No. WO 95/21608). It is now increasingly being recognized that insulin resistance and relative hyperinsulinemia have a contributory role in obesity, hypertension, atherosclerosis and type 2 diabetes mellitus.

The association of insulin resistance with obesity, hypertension and angina has been described as a syndrome having insulin resistance as the central pathogenic link-Syndrome-X.

Hyperlipidemia is the primary cause for cardiovascular (CVD) and other
5 peripheral vascular diseases. High risk of CVD is related to the higher LDL (Low Density Lipoprotein) and VLDL (Very Low Density Lipoprotein) seen in hyper-lipidemia. Patients having glucose intolerance/insulin resistance in addition to hyper-lipidemia have higher risk of CVD. Numerous studies in the past have shown that lowering of plasma triglycerides and total cholesterol, in particular LDL and VLDL and increasing HDL
10 cholesterol help in preventing cardiovascular diseases.

Peroxisome proliferator activated receptors (PPAR) are members of the nuclear receptor super family. The gamma (γ) isoform of PPAR (PPAR γ) has been implicated in regulating differentiation of adipocytes (Endo-crinology, (1994) 135: 798-800) and energy homeostasis (Cell, (1995) 83: 803-812), whereas the alpha (α) isoform of PPAR
15 (PPAR α) mediates fatty acid oxidation (Trend. Endocrin. Metab., (1993) 4: 291-296) thereby resulting in reduction of circulating free fatty acid in plasma (Current Biol. (1995) 5: 618-621). PPAR α agonists have been found useful for the treatment of obesity (WO 97/36579). It has been recently disclosed that there exists synergism for the molecules, which are agonists for both PPAR α and PPAR γ and suggested to be useful for the
20 treatment of syndrome X (WO 97/25042). Similar synergism between the insulin sensitizer (PPAR γ agonist) and HMG CoA reductase inhibitor has been observed which may be useful for the treatment of atherosclerosis and xanthoma. (EP 0 753 298).

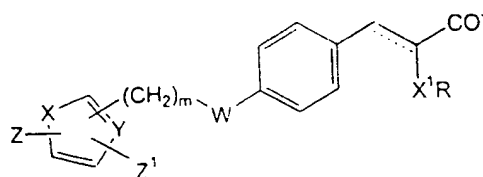
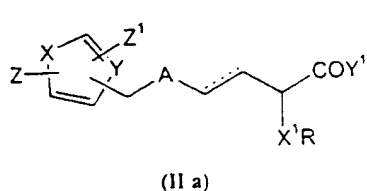
It is known that PPAR γ plays an important role in adipocyte differentiation (Cell, (1996) 87, 377-389). Ligand activation of PPAR is sufficient to cause complete terminal
25 differentiation (Cell, (1994) 79, 1147-1156) including cell cycle withdrawal. PPAR γ is consistently expressed in certain cells and activation of this nuclear receptor with PPAR γ agonists would stimulate the terminal differentiation of adipocyte precursors and cause morphological and molecular changes characteristics of a more differentiated, less malignant state (Molecular Cell, (1998), 465-470; Carcinogenesis, (1998), 1949-53; Proc.
30 Natl. Acad. Sci., (1997) 94, 237-241) and inhibition of expression of prostate cancer tissue (Cancer Research (1998) 58:3344-3352) This would be useful in the treatment of

certain types of cancer, which express PPAR γ and could lead to a quite nontoxic chemotherapy.

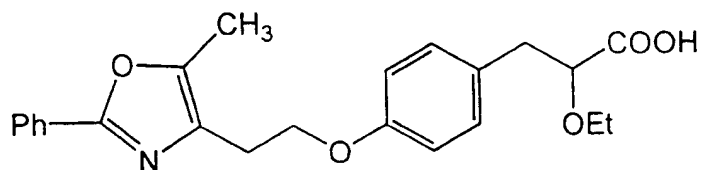
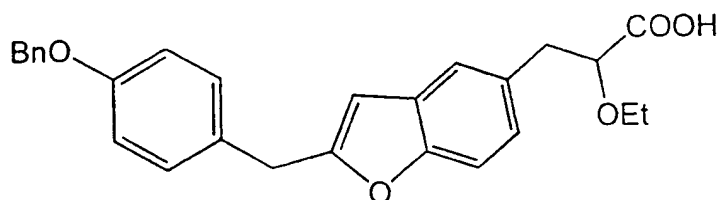
Leptin resistance is a condition wherein the target cells are unable to respond to leptin signal. This may give rise to obesity due to excess food intake and reduced energy expenditure and cause impaired glucose tolerance, type 2 diabetes, cardio-vascular diseases and such other interrelated complications. Kallen *et al* (Proc. Natl. Acad. Sci. (1996) 93, 5793-5796) have reported that insulin sensitizers which perhaps due to the PPAR agonist expression and therefore lower plasma leptin concentrations. However, it has been recently disclosed that compounds having insulin sensitizing property also possess leptin sensitization activity. They lower the circulating plasma leptin concentrations by improving the target cell response to leptin (WO/98/02159).

A few -aryl- -hydroxy propionic acids their derivatives and their analogs have been reported to be useful in the treatment of hyperglycemia and hyperchole-sterolemia. Some of such compounds described in the prior art are outlined below:

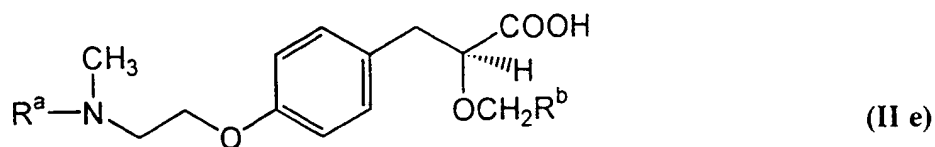
i) U.S. Pat. 5,306,726 WO 91/19702 disclose several 3-aryl-2-hydroxypropionic acid derivatives of general formulas (IIa) and (IIb) as hypolipidemic and hypoglycemic agents.



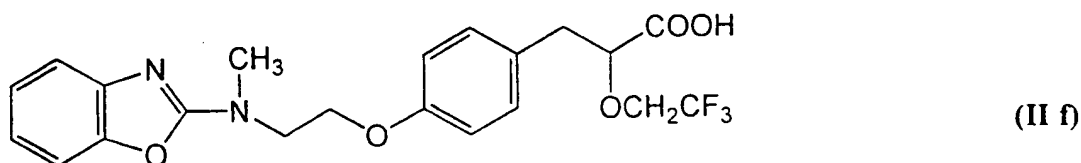
Examples of these compounds are shown in formulas (II c) and (II d)



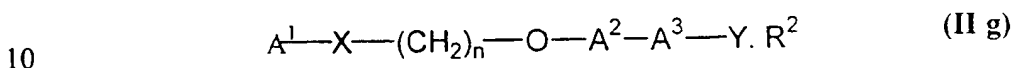
ii) International Patent Applications, WO 95/03038 and WO 96/04260 disclose compounds of formula (II e)



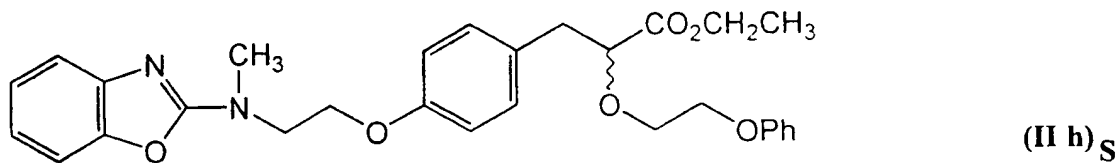
wherein R^a represents 2-benzoxazolyl or 2-pyridyl and R^b represent CF₃, CH₂OCH₃ or CH₃. A typical example is (*S*)-3-[4-[2-[N-(2-benzoxazolyl)-N-methylamino]ethoxy]phenyl]-2-(2,2,2-trifluoroethoxy)propanoic acid (II f).



iii) International Patent Application Nos. WO 94/13650, WO 94/01420 and WO 95/17394 disclose the compounds of general formula (II g)



wherein A¹ represents aromatic heterocycle, A² represents substituted benzene ring and A³ represents a moiety of formula (CH₂)_m-CH-(OR¹), wherein R¹ represents alkyl groups, m is an integer; X represents substituted or unsubstituted N; Y represents C=O or C=S; R² represents OR³ where R³ may be alkyl, aralkyl, or aryl group; n represents an integer in the range of 2-6. An example of these compounds is shown in formula (IIh).



summary of the invention

With an objective to develop novel compounds for lowering cholesterol and reducing body weight with beneficial effects in the treatment and/or prophylaxis of diseases related to increased levels of lipids, athero-sclerosis, coronary artery diseases, Syndrome-X, impaired glucose tolerance, insulin resistance, insulin resistance leading to type 2 diabetes and diabetes complications thereof, for the treatment of diseases wherein insulin resistance is the pathophysiological mechanism, for the treatment of hypertension, atherosclerosis and coronary artery diseases with better efficacy, potency and lower

toxicity, we focussed our research to develop new compounds effective in the treatment of the above mentioned diseases. Effort in this direction has led to compounds having general formula (I).

The main objective of the present invention is therefore, to provide novel -aryl-
5 -oxysubstituted alkylcarboxylic acids, their derivatives, their analogs, their tautomeric forms, their stereoisomers, their polymorphs, their pharmaceutically acceptable salts, their pharmaceutically acceptable solvates and pharmaceutical compositions containing them, or their mixtures.

Another objective of the present invention is to provide novel -aryl-
10 oxysubstituted alkylcarboxylic acids, their derivatives, their analogs, their tautomeric forms, their stereoisomers, their polymorphs, their pharmaceutically acceptable salts, their pharmaceutically acceptable solvates and pharmaceutical compositions containing them or their mixtures which may have agonist activity against PPAR α and/or PPAR γ , and optionally inhibit HMG CoA reductase, in addition to having agonist activity against
15 PPAR α and/or PPAR γ .

Another objective of the present invention is to provide novel -aryl-
oxysubstituted alkylcarboxylic acids, their derivatives, their analogs, their tautomeric forms, their stereoisomers, their polymorphs, their pharmaceutically acceptable salts, their pharmaceutically acceptable solvates and pharmaceutical compositions containing
20 them or their mixtures having enhanced activities, without toxic effect or with reduced toxic effect.

Yet another objective of the present invention is a process for the preparation of novel -aryl-
oxysubstituted alkylcarboxylic acids of formula (I), their derivatives, their analogs, their tautomeric forms, their stereoisomers, their polymorphs, their
25 pharmaceutically acceptable salts and their pharmaceutically acceptable solvates.

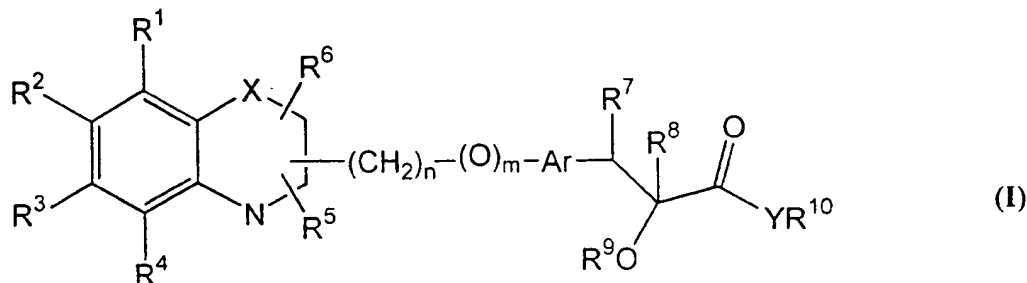
Still another objective of the present invention is to provide pharmaceutical compositions containing compounds of the general formula (I), their analogs, their derivatives, their tautomers, their stereoisomers, their polymorphs, their salts, solvates or their mixtures in combination with suitable carriers, solvents, diluents and other media
30 normally employed in preparing such compositions.

Another objective of the present invention is to provide novel intermediates, a process for their preparation and use of the intermediates in processes for preparation of

β -aryl- α -oxysubstituted alkyl carboxylic acids of formula (I), their derivatives, their analogs, their tautomers, their stereo-isomers, their polymorphs, their salts and their pharmaceutically acceptable solvates.

Detailed Description of the Invention

5 -Oxysubstituted propionic acids, their derivatives and their analogs of the present invention have the general formula (I)



where the groups R^1 , R^2 , R^3 , R^4 , and the groups R^5 and R^6 when attached to a carbon atom, may be same or different and represent hydrogen, halogen, hydroxy, nitro, cyano, formyl or optionally substituted groups selected from alkyl, cycloalkyl, alkoxy, cycloalkoxy, aryl, aryloxy, aralkyl, aralkoxy, hetero-cyclyl, heteroaryl, heteroaralkyl, heteroaryloxy, heteroaralkoxy, acyl, acyloxy, hydroxyalkyl, amino, acylamino, alkylamino, arylamino, aralkylamino, aminoalkyl, alkoxy-carbonyl, aryloxy-carbonyl, aralkoxy-carbonyl, alkoxyalkyl, aryloxyalkyl, aralkoxyalkyl, alkylthio, thioalkyl, alkoxy-carbonylamino, aryl-oxycarbonylamino, aralkoxy-carbonylamino, carboxylic acid or its derivatives, or sulfonic acid or its derivatives; one or both of R^5 and R^6 may also represent an oxo group when they are attached to a carbon atom; R^5 and R^6 when attached to a nitrogen atom represents hydrogen, hydroxy, formyl or optionally substituted groups selected from alkyl, cycloalkyl, alkoxy, cyclo-alkoxy, aryl, aralkyl, heterocyclyl, heteroaryl, heteroaralkyl, acyl, acyloxy, hydroxyalkyl, amino, acylamino, alkylamino, arylamino, aralkylamino, aminoalkyl, aryloxy, aralkoxy, heteroaryloxy, heteroaralkoxy, alkoxy-carbonyl, aryloxy-carbonyl, aralkoxy-carbonyl, alkoxyalkyl, aryloxyalkyl, aralkoxyalkyl, alkylthio, thioalkyl groups, carboxylic acid derivatives, or sulfonic acid derivatives; X represents a heteroatom selected from oxygen, sulfur or NR^{11} where R^{11} is selected from hydrogen or optionally substituted groups selected from alkyl, cycloalkyl, aryl, aralkyl, acyl, alkoxy-carbonyl, aryloxy-carbonyl, or aralkoxy-carbonyl groups; Ar

represents an optionally substituted divalent single or fused aromatic or heterocyclic group; R^7 represents hydrogen atom, hydroxy, alkoxy, halogen, lower alkyl, optionally substituted aralkyl group or forms a bond together with the adjacent group R^8 ; R^8 represents hydrogen, hydroxy, alkoxy, halogen, lower alkyl group, acyl, or optionally substituted aralkyl or R^8 forms a bond together with R^7 ; R^9 represents hydrogen, or optionally substituted groups selected from alkyl, cycloalkyl, aryl, aralkyl, alkoxyalkyl, alkoxyacetyl, aryloxyacetyl, alkylaminocarbonyl, aryl-aminocarbonyl, acyl, heterocyclyl, heteroaryl, or heteroaralkyl groups; R^{10} represents hydrogen or optionally substituted groups selected from alkyl, cycloalkyl, aryl, aralkyl, heterocyclyl, heteroaryl, or heteroaralkyl groups; Y represents oxygen or NR^{12} , where R^{12} represents hydrogen, alkyl, aryl, hydroxyalkyl, aralkyl, heterocyclyl, heteroaryl, or heteroaralkyl groups; R^{10} and R^{12} together may form a 5 or 6 membered cyclic structure containing carbon atoms, which may optionally contain one or more heteroatoms selected from oxygen, sulfur or nitrogen; the linking group represented by $-(CH_2)_n-(O)_m-$ may be attached either through a nitrogen atom or a carbon atom; n is an integer ranging from 1-4 and m is an integer 0 or 1.

Suitable groups represented by $R^1 - R^4$ and the groups R^5 and R^6 when attached to carbon atom, may be selected from hydrogen, halogen atom such as fluorine, chlorine, bromine, or iodine; hydroxy, cyano, nitro, formyl; substituted or unsubstituted ($C_1 - C_{12}$)alkyl group, especially, linear or branched ($C_1 - C_6$)alkyl group, such as methyl, ethyl, n-propyl, isopropyl, n-butyl, iso-butyl, t-butyl, n-pentyl, iso-pentyl, hexyl and the like; cyclo($C_3 - C_6$)alkyl group such as cyclopropyl, cyclobutyl, cyclopentyl, cyclohexyl and the like, the cycloalkyl group may be substituted; cyclo($C_3 - C_6$)alkoxy group such as cyclopropyloxy, cyclobutyloxy, cyclopentyloxy, cyclohexyloxy and the like, the cycloalkoxy group may be substituted; aryl group such as phenyl or naphthyl, the aryl group may be substituted; aralkyl such as benzyl or phenethyl, $C_6H_5CH_2CH_2CH_2$, naphthylmethyl and the like, the aralkyl group may be substituted and the substituted aralkyl is a group such as $CH_3C_6H_4CH_2$, $Hal-C_6H_4CH_2$, $CH_3OC_6H_4CH_2$, $CH_3OC_6H_4CH_2CH_2$ and the like; heteroaryl group such as pyridyl, thienyl, furyl, pyrrolyl, oxazolyl, thiazolyl, imidazolyl, oxadiazolyl, tetrazolyl, benzopyranyl, benzofuranyl and the like, the heteroaryl group may be substituted; heterocyclyl groups such as aziridinyl, pyrrolidinyl, morpholinyl, piperidinyl, piperazinyl and the like, the heterocyclyl group

may be substituted; aralkoxy group such as benzyloxy, phenethyloxy, naphthylmethyloxy, phenylpropyloxy and the like, the aralkoxy group may be substituted; heteroaralkyl group such as furanmethyl, pyridinemethyl, oxazolemethyl, oxazolethyl and the like, the heteroaralkyl group may be substituted; aralkylamino group such as

5 $C_6H_5CH_2NH$, $C_6H_5CH_2CH_2NH$, $C_6H_5CH_2NCH_3$ and the like, which may be substituted; alkoxycarbonyl such as methoxycarbonyl, ethoxycarbonyl and the like, which may be substituted; aryloxy-carbonyl group such as optionally substituted phenoxycarbonyl, naphthylloxycarbonyl and the like; aralkoxycarbonyl group such as benzyloxycarbonyl, phenethyl-oxycarbonyl, naphthylmethoxycarbonyl and the like, which may be

10 substituted; (C_1-C_6) alkylamino group such as $NHCH_3$, NHC_2H_5 , NHC_3H_7 , NHC_6H_{13} , and the like, which may be substituted; (C_1-C_6) dialkylamino group such as $N(CH_3)_2$, $NCH_3(C_2H_5)$, $N(C_2H_5)_2$ and the like, which may be substituted; alkoxyalkyl group such as methoxy-methyl, ethoxymethyl, methoxyethyl, ethoxyethyl and the like, which may be substituted; aryloxyalkyl group such as $C_6H_5OCH_2$, $C_6H_5OCH_2CH_2$, naphthylloxymethyl

15 and the like, which may be substituted; aralkoxyalkyl group such as $C_6H_5CH_2OCH_2$, $C_6H_5CH_2OCH_2CH_2$ and the like, which may be substituted; heteroaryloxy and heteroaralkoxy, wherein heteroaryl moiety is as defined earlier and may be substituted; aryloxy group such as phenoxy, naphthylloxy and the like, the aryloxy group may be substituted; arylamino group such as HNC_6H_5 , $NCH_3(C_6H_5)$, $NHC_6H_4CH_3$, NHC_6H_4-Hal

20 and the like, which may be substituted; amino group which may be substituted; amino (C_1-C_6) alkyl which may be substituted; hydroxy (C_1-C_6) alkyl which may be substituted; (C_1-C_6) alkoxy such as methoxy, ethoxy, propyloxy, butyloxy, iso-propyloxy and the like, which may be substituted; thio (C_1-C_6) alkyl which may be substituted; (C_1-C_6) alkylthio which may be substituted; acyl group such as acetyl, propionyl or benzoyl and the like,

25 the acyl group may be substituted; acylamino groups such as $NHCOCH_3$, $NHCOC_2H_5$, $NHCOC_3H_7$, $NHCOC_6H_5$ and the like, which may be substituted; aralkoxycarbonylamino group such as $NHCOOCH_2C_6H_5$, $NHCOOCH_2CH_2C_6H_5$, $N(CH_3)COOCH_2C_6H_5$, $N(C_2H_5)COOCH_2C_6H_5$, $NHCOOCH_2C_6H_4CH_3$, $NHCOOCH_2C_6H_4OCH_3$ and the like, which may be substituted; aryloxycarbonylamino group such as $NHCOOC_6H_5$,

30 $NHCOOC_6H_5$, $NCH_3COOC_6H_5$, $NC_2H_5COOC_6H_5$, $NHCOOC_6H_4CH_3$, $NHCOOC_6H_4OCH_3$ and the like, which may be substituted; alkoxycarbonyl-amino group such as $NHCOOC_2H_5$, $NHCOOCH_3$ and the like, which may be substituted; carboxylic

acid or its derivatives such as amides, like CONH₂, CONHMe, CONMe₂, CONHEt, CONEt₂, CONHPh and the like, the carboxylic acid derivatives may be substituted; acyloxy group such as OOCMe, OOCeT, OOCPh and the like, which may be substituted; sulfonic acid or its derivatives such as SO₂NH₂, SO₂NHMe, SO₂NMe₂, SO₂NHCF₃ and the like, the sulfonic acid derivatives may be substituted. One or both of R⁵ and R⁶ may also represent an oxo group.

When the groups represented by R¹ - R⁴ and the groups R⁵ and R⁶ when attached to carbon atom are substituted, the substituents may be selected from halogen, hydroxy, or nitro or optionally substituted groups selected from alkyl, cycloalkyl, alkoxy, cycloalkoxy, aralkoxy, aryl, aralkyl, aralkoxyalkyl, heterocyclyl, heteroaryl, heteroaralkyl, acyl, acyloxy, hydroxyalkyl, amino, acylamino, arylamino, aminoalkyl, aryloxy, alkoxy-carbonyl, alkylamino, alkoxyalkyl, alkylthio, thioalkyl groups, carboxylic acid or its derivatives, or sulfonic acid or its derivatives.

It is preferred that the substituents on R¹ - R⁶ represent halogen atom such as fluorine, chlorine, bromine; alkyl group such as methyl, ethyl, iso-propyl, n-propyl, n-butyl; cycloalkyl group such as cyclopropyl; aryl group such as phenyl; aralkyl group such as benzyl; (C₁-C₃)alkoxy, benzyloxy, hydroxy group, acyl or acyloxy groups.

Suitable R⁵ and R⁶ when attached to nitrogen atom is selected from hydrogen, hydroxy, formyl; substituted or unsubstituted (C₁-C₁₂)alkyl group, especially, linear or branched (C₁-C₆)alkyl group, such as methyl, ethyl, n-propyl, isopropyl, n-butyl, iso-butyl, t-butyl, n-pentyl, isopentyl, hexyl and the like; cyclo(C₃-C₆)alkyl group such as cyclopropyl, cyclobutyl, cyclopentyl, cyclohexyl and the like. the cycloalkyl group may be substituted; cyclo(C₃-C₆)alkyloxy group such as cyclopropyloxy, cyclobutyloxy, cyclopentyloxy, cyclohexyloxy and the like, the cycloalkoxy group may be substituted; aryl group such as phenyl, naphthyl and the like, the aryl group may be substituted; aralkyl such as benzyl or phenethyl, C₆H₅CH₂CH₂CH₂, naphthylmethyl and the like, the aralkyl group may be substituted and the substituted aralkyl is a group such as CH₃C₆H₄CH₂, Hal-C₆H₄CH₂, CH₃OC₆H₄CH₂, CH₃OC₆H₄CH₂CH₂ and the like; heteroaryl group such as pyridyl, thienyl, furyl, pyrrolyl, oxazolyl, thiazolyl, imidazolyl, oxadiazolyl, tetrazolyl, benzo-pyranyl, benzofuranyl and the like, the heteroaryl group may be substituted; heterocyclyl groups such as aziridinyl, pyrrolidinyl, morpholinyl, piperidinyl, piperazinyl and the like, the heterocyclyl group may be substituted; aralkoxy

group such as benzyloxy, phenethyloxy, naphthylmethyloxy, phenylpropyloxy and the like, the aralkoxy group may be substituted; heteroaralkyl group such as furanmethyl, pyridinemethyl, oxazole-methyl, oxazolethyl and the like, the heteroaralkyl group may be substituted; aralkylamino group such as $C_6H_5CH_2NH$, $C_6H_5CH_2CH_2NH$, $C_6H_5CH_2NCH_3$ and the like, which may be substituted; alkoxy-carbonyl such as methoxy-carbonyl, ethoxy-carbonyl and the like, which may be substituted; aryloxy-carbonyl group such as optionally substituted phenoxy-carbonyl, naphthyl-oxy-carbonyl and the like; aralkoxy-carbonyl group such as benzyloxy-carbonyl, phenethyloxy-carbonyl, naphthyl-methoxy-carbonyl and the like, which may be substituted; (C_1 - C_6)alkylamino group such as $NHCH_3$, $N(CH_3)_2$, $NCH_3(C_2H_5)$, NHC_2H_5 , NHC_3H_7 , NHC_6H_{13} and the like, which may be substituted; alkoxyalkyl group such as methoxy-methyl, ethoxymethyl, methoxyethyl, ethoxyethyl and the like, which may be substituted; aryloxyalkyl group such as $C_6H_5OCH_2$, $C_6H_5OCH_2CH_2$, naphthyl-oxy-methyl and the like, which may be substituted; aralkoxyalkyl group such as $C_6H_5CH_2OCH_2$, $C_6H_5CH_2OCH_2Cl$ and the like, which may be substituted; heteroaryloxy and heteroaralkoxy, wherein heteroaryl moiety is as defined earlier and may be substituted; aryloxy group such as phenoxy, naphthyl-oxy and the like, the aryloxy group may be substituted; arylamino group such as HNC_6H_5 , $NCH_3(C_6H_5)$, $NHC_6H_4CH_3$, NHC_6H_4-Hal and the like, which may be substituted; amino group which may be substituted; amino(C_1 - C_6)alkyl which may be substituted; hydroxy(C_1 - C_6)alkyl which may be substituted; (C_1 - C_6)alkoxy such as methoxy, ethoxy, propyloxy, butyloxy, iso-propyloxy and the like, which may be substituted; thio(C_1 - C_6)alkyl which may be substituted; (C_1 - C_6)alkylthio which may be substituted; acyl group such as acetyl, propionyl, benzoyl and the like, the acyl group may be substituted; acylamino groups such as $NHCOCH_3$, $NHCOC_2H_5$, $NHCOC_3H_7$, $NHCOC_6H_5$ and the like, which may be substituted; carboxylic acid derivatives such as amides, like $CONH_2$, $CONHMe$, $CONMe_2$, $CONHEt$, $CONEt_2$, $CONHPh$ and the like, the carboxylic acid derivatives may be substituted; acyloxy group such as $OOCMe$, $OOCeEt$, $OOCPh$ and the like, which may be substituted; sulfonic acid derivatives such as SO_2NH_2 , SO_2NHMe , SO_2NMe_2 , SO_2NHCF_3 and the like, the sulfonic acid derivatives may be substituted.

When the groups represented by R^5 and R^6 attached to nitrogen are substituted, preferred substituents may be selected from halogen such as fluorine, chlorine; hydroxy, acyl, acyloxy, or amino groups.

Suitable X includes oxygen, sulfur or a group NR^{11} as defined above, preferably oxygen and sulfur. Suitably R^{11} represent hydrogen, $(\text{C}_1\text{-C}_6)$ alkyl, $(\text{C}_3\text{-C}_6)$ cycloalkyl, aryl group such as phenyl or naphthyl, aralkyl group such as benzyl or phenethyl; acyl group such as acetyl, propanoyl, butyryl, benzoyl and the like; $(\text{C}_1\text{-C}_6)$ alkoxycarbonyl; 5 aryloxycarbonyl such as phenoxycarbonyl, $\text{CH}_3\text{OC}_6\text{H}_4\text{OCO}$, $\text{Hal-C}_6\text{H}_4\text{OCO}$, $\text{CH}_3\text{C}_6\text{H}_4\text{OCO}$, naphthyloxycarbonyl and the like; aralkoxycarbonyl such as benzyl-oxycarbonyl, phenethylloxycarbonyl and the like; the groups represented by R^{11} may be substituted or unsubstituted. When the groups represented by R^{11} are substituted, the substituents may be selected from halogen, optionally halogenated lower alkyl, hydroxy, 10 and optionally halogenated $(\text{C}_1\text{-C}_3)$ alkoxy groups.

It is preferred that the group represented by Ar be substituted or unsubstituted groups selected from divalent phenylene, naphthylene, pyridyl, quinolinyl, benzofuranyl, dihydrobenzofuryl, benzopyranyl, dihydrobenzo-pyranyl, indolyl, indolinyl, azaindolyl, azaindoliny, pyrazolyl, benzothiazolyl, benzoxazolyl and the like. The substituents on 15 the group represented by Ar may be selected from linear or branched optionally halogenated $(\text{C}_1\text{-C}_6)$ alkyl, optionally halogenated $(\text{C}_1\text{-C}_3)$ alkoxy, halogen, acyl, amino, acylamino, thio or carboxylic or sulfonic acids and their derivatives.

It is more preferred that Ar represents a substituted or unsubstituted divalent, phenylene, naphthylene, benzofuranyl, indolyl, indolinyl, quinolinyl, azaindolyl, 20 azaindoliny, benzothiazolyl or benzoxazolyl groups.

It is still more preferred that Ar is represented by divalent phenylene or benzofuranyl, which may be optionally substituted by methyl, halomethyl, methoxy or halomethoxy groups.

Suitable R^7 includes hydrogen, lower alkyl groups such as methyl, ethyl or propyl; 25 hydroxy, $(\text{C}_1\text{-C}_3)$ alkoxy; halogen atom such as fluorine, chlorine, bromine, iodine; aralkyl such as benzyl, phenethyl, which may be optionally substituted or R^7 together with R^8 represents a bond.

Suitable R^8 may be hydrogen, lower alkyl groups such as methyl, ethyl or propyl; hydroxy, $(\text{C}_1\text{-C}_3)$ alkoxy; halogen atom such as fluorine, chlorine, bromine, iodine; acyl 30 group such as linear or branched $(\text{C}_2\text{-C}_{10})$ acyl group such as acetyl, propanoyl, butanoyl, pentanoyl, benzoyl and the like; aralkyl such as benzyl, phenethyl, which may be optionally substituted or together with R^7 forms a bond.

Suitable groups represented by R⁹ may be selected from hydrogen, linear or branched (C₁-C₁₆)alkyl, preferably (C₁-C₁₂)alkyl group such as methyl, ethyl, n-propyl, iso-propyl, n-butyl, iso-butyl, pentyl, hexyl, octyl and the like; (C₃-C₇)cycloalkyl group such as cyclopropyl, cyclobutyl, cyclopentyl, cyclohexyl, and the like, the cycloalkyl group may be substituted; aryl group such as phenyl, naphthyl, the aryl group may be substituted; heteroaryl group such as pyridyl, thienyl, furyl and the like, the heteroaryl group may be substituted; heteroaralkyl group such as furanmethyl, pyridinemethyl, oxazol-emethyl, oxazolethyl and the like, the heteroaralkyl group may be substituted; aralkyl group such as benzyl and phenethyl and the like, wherein the alkyl moiety may contain C₁-C₆ atoms, wherein the aryl moiety may be substituted; heterocyclyl group such as aziridinyl, pyrrolidinyl, piperidinyl and the like, the heterocyclyl group may be substituted; (C₁-C₆)alkoxy(C₁-C₆)alkyl group such as methoxymethyl, ethoxymethyl, methoxyethyl, ethoxypropyl and the like, the alkoxyalkyl group may be substituted; linear or branched (C₂-C₁₆)acyl group such as acetyl, propanoyl, butanoyl, benzoyl, octanoyl, decanoyl and the like, which may be substituted; (C₁-C₆)alkoxycarbonyl, the alkyl group may be substituted; aryloxy-carbonyl such as phenoxycarbonyl, naphthyloxy-carbonyl and the like, the aryl group may be substituted; (C₁-C₆)alkylamino-carbonyl, the alkyl group may be substituted; arylaminocarbonyl such as PhNHCO, naphthylaminocarbonyl and the like, the aryl moiety may be substituted. The substituents may be selected from halogen, hydroxy, or nitro or optionally substituted groups selected from alkyl, cycloalkyl, alkoxy, cyclo-alkoxy, aryl, aralkyl, aralkoxyalkyl, heterocyclyl, heteroaryl, heteroaralkyl, acyl, acyloxy, hydroxyalkyl, amino, acylamino, arylamino, aminoalkyl, aryl-oxy, alkoxycarbonyl, alkylamino, alkoxyalkyl, alkylthio, thioalkyl groups, carboxylic acid or its derivatives, or sulfonic acid or its derivatives.

Suitable groups represented by R¹⁰ may be selected from hydrogen, linear or branched (C₁-C₁₆)alkyl, preferably (C₁-C₁₂)alkyl group such as methyl, ethyl, n-propyl, iso-propyl, n-butyl, iso-butyl, pentyl, hexyl, octyl and the like; (C₃-C₇)cycloalkyl such as cyclopropyl, cyclopentyl, cyclohexyl and the like, the cycloalkyl group may be substituted; aryl group such as phenyl, naphthyl and the like, the aryl group may be substituted; heteroaryl group such as pyridyl, thienyl, furyl and the like, the heteroaryl group may be substituted; heteroaralkyl group such as furanmethyl, pyridinemethyl, oxazolemethyl, oxazolethyl and the like, the heteroaralkyl group may be substituted;

aralkyl group such as benzyl and phenethyl and the like, the aralkyl group may be substituted; and heterocyclyl group such as aziridinyl, pyrrolidinyl, piperidinyl and the like, the heterocyclyl group may be substituted. The substituents on R¹⁰ may be selected from the same group of R¹-R⁶.

5 Suitable groups represented by R¹² may be selected from hydrogen, linear or branched (C₁-C₁₆)alkyl, preferably (C₁-C₁₂)alkyl; hydroxy (C₁-C₆)alkyl; aryl group such as phenyl, naphthyl and the like; aralkyl group such as benzyl, phenethyl and the like; heterocyclyl group such as aziridinyl, pyrrolidinyl, piperidinyl, and the like; heteroaryl group such as pyridyl, thienyl, furyl and the like; and
10 heteroaralkyl group such as furanmethyl, pyridinemethyl, oxazolemethyl, oxazolethyl and the like.

Suitable ring structures formed by R¹⁰ and R¹² together may be selected from pyrrolidinyl, piperidinyl, morpholinyl, piperazinyl and the like.

Suitable m is an integer ranging from 0-1. It is preferred that when m = 0, Ar
15 represents a divalent benzofuranyl, benzoxazolyl, benzothiazolyl, indolyl, indolinyl, dihydrobenzofuryl, or dihydrobenzopyranyl group and when m = 1, Ar represents a substituted or unsubstituted groups selected from divalent phenylene, naphthylene, pyridyl, quinolinyl, benzofuranyl, dihydrobenzofuryl, benzopyranyl, dihydrobenzopyranyl, indolyl, indolinyl, azaindolyl, azaindolyl, pyrazolyl, benzothiazolyl,
20 benzoxazolyl and the like.

Suitable n is an integer ranging from 1 to 4, preferably n represents an integer 1 or 2.

It is preferred that when m = 1, n represents 2.

It is also preferred that when m = 0, n represents 1.

25 Pharmaceutically acceptable salts forming part of this invention include salts of the carboxylic acid moiety such as alkali metal salts like Li, Na, and K salts, alkaline earth metal salts like Ca and Mg salts, salts of organic bases such as lysine, arginine, guanidine, diethanolamine, choline and the like, ammonium or substituted ammonium salts, and aluminum salts. Salts may include acid addition salts where appropriate which
30 are, sulphates, nitrates, phosphates, perchlorates, borates, hydrohalides, acetates, tartrates, maleates, citrates, succinates, palmoates, methanesulphonates, benzoates, salicylates, hydroxynaphthoates, benzenesulfonates, ascorbates, glycerophosphates, ketoglutarates

and the like. Pharmaceutically acceptable solvates may be hydrates or comprising other solvents of crystallization such as alcohols.

Particularly useful compounds according to the present invention include :

- Ethyl (E/Z)-3-[4-[2-(2,3-dihydro-1,4-benzoxazin-4-yl)ethoxy]phenyl]-2-ethoxypropenoate;
- 5 (±) Methyl 3-[4-[2-(2,3-dihydro-1,4-benzoxazin-4-yl)ethoxy]phenyl]-2-ethoxypropenoate;
- (+) Methyl 3-[4-[2-(2,3-dihydro-1,4-benzoxazin-4-yl)ethoxy]phenyl]-2-ethoxypropenoate;
- 10 (-) Methyl 3-[4-[2-(2,3-dihydro-1,4-benzoxazin-4-yl)ethoxy]phenyl]-2-ethoxypropenoate;
- Ethyl (E/Z)-3-[2-(2,3-dihydro-1,4-benzoxazin-4-yl)methylbenzofuran-5-yl]-2-ethoxypropenoate;
- Ethyl (E/Z)-3-[4-[2-(2,3-dihydro-1,4-benzothiazin-4-yl)ethoxy]phenyl]-2-ethoxypropenoate;
- 15 (±) Methyl 3-[2-(2,3-dihydro-1,4-benzoxazin-4-yl)methylbenzofuran-5-yl]-2-ethoxypropenoate;
- (+) Methyl 3-[2-(2,3-dihydro-1,4-benzoxazin-4-yl)methylbenzofuran-5-yl]-2-ethoxypropenoate;
- 20 (-) Methyl 3-[2-(2,3-dihydro-1,4-benzoxazin-4-yl)methylbenzofuran-5-yl]-2-ethoxypropenoate;
- (±) Methyl-3-[4-[2-(2,3-dihydro-1,4-benzothiazin-4-yl)ethoxy]phenyl]-2-ethoxypropenoate;
- (+) Methyl-3-[4-[2-(2,3-dihydro-1,4-benzothiazin-4-yl)ethoxy]phenyl]-2-ethoxypropenoate;
- 25 (-) Methyl-3-[4-[2-(2,3-dihydro-1,4-benzothiazin-4-yl)ethoxy]phenyl]-2-ethoxypropenoate;
- (±) Methyl 2-methyl-3-[4-[2-(2,3-dihydro-1,4-benzoxazin-4-yl)ethoxy]phenyl]-2-ethoxypropenoate;
- 30 (+) Methyl 2-methyl-3-[4-[2-(2,3-dihydro-1,4-benzoxazin-4-yl)ethoxy]phenyl]-2-ethoxypropenoate;
- (-) Methyl 2-methyl-3-[4-[2-(2,3-dihydro-1,4-benzoxazin-4-yl)ethoxy]phenyl]-2-ethoxypropenoate;

-2-ethoxypropanoate;

(±) Methyl 2-(2-fluorobenzyl)-3-[4-[2-(2,3-dihydro-1,4-benzoxazin-4-yl)ethoxy]

phenyl]-2-ethoxypropanoate;

(+) Methyl 2-(2-fluorobenzyl)-3-[4-[2-(2,3-dihydro-1,4-benzoxazin-4-yl)ethoxy]

5 phenyl]-2-ethoxypropanoate;

(-) Methyl 2-(2-fluorobenzyl)-3-[4-[2-(2,3-dihydro-1,4-benzoxazin-4-yl)ethoxy]

phenyl]-2-ethoxypropanoate;

Ethyl (E/Z)-3-[4-[2-(3-oxo-2H-1,4-benzoxazin-4-yl)ethoxy]phenyl]-

2-ethoxypropenoate;

10 (±) Methyl 3-[4-[2-(3-oxo-2H-1,4-benzoxazin-4-yl)ethoxy]phenyl]-2-ethoxypropanoate;

(+) Methyl 3-[4-[2-(3-oxo-2H-1,4-benzoxazin-4-yl)ethoxy]phenyl]-2-ethoxypropanoate;

(-) Methyl 3-[4-[2-(3-oxo-2H-1,4-benzoxazin-4-yl)ethoxy]phenyl]-2-ethoxypropanoate;

Ethyl (E/Z)-3-[6-[2-(2,3-dihydro-1,4-benzothiazin-4-yl)ethoxy]naphthyl]-2-

ethoxypropenoate;

15 (±) Methyl 3-[6-[2-(2,3-dihydro-1,4-benzothiazin-4-yl)ethoxy]naphthyl]-2-

ethoxypropanoate;

(+) Methyl 3-[6-[2-(2,3-dihydro-1,4-benzothiazin-4-yl)ethoxy]naphthyl]-2-

ethoxypropanoate;

(-) Methyl 3-[6-[2-(2,3-dihydro-1,4-benzothiazin-4-yl)ethoxy]naphthyl]-2-

20 ethoxypropanoate;

Ethyl 3-[4-[2-(2,3-dihydro-1,4-benzoxazin-4-yl)ethoxy]phenyl]-

2-hydroxypropanoate;

Ethyl 3-[4-[2-(2,3-dihydro-1,4-benzothiazin-4-yl)ethoxy]phenyl]-2-hydroxy-

propanoate;

25 Ethyl 3-[4-[2-(2,3-dihydro-1,4-benzoxazin-4-yl)ethoxy]phenyl]-2-benzyloxy-propanoate;

Ethyl 3-[4-[2-(2,3-dihydro-1,4-benzoxazin-4-yl)ethoxy]phenyl]-2-butoxypropanoate;

Ethyl 3-[4-[2-(2,3-dihydro-1,4-benzoxazin-4-yl)ethoxy]phenyl]-2-hexyloxy propanoate;

Ethyl (E/Z)-3-[4-[2-(2,3-dihydro-1,4-benzoxazin-4-yl)ethoxy]phenyl]-2-phenoxy-

propenoate;

30 (±) Methyl 3-[4-[2-(2,3-dihydro-1,4-benzoxazin-4-yl)ethoxy]phenyl]-2-phenoxy-

propanoate;

- (+) Methyl 3-[4-[2-(2,3-dihydro-1,4-benzoxazin-4-yl)ethoxy]phenyl]-2-phenoxypropanoate;
- (-) Methyl 3-[4-[2-(2,3-dihydro-1,4-benzoxazin-4-yl)ethoxy]phenyl]-2-phenoxypropanoate;
- 5 Ethyl (E/Z)-3-[4-[2-(2,3-dihydro-1,4-benzothiazin-4-yl)ethoxy]phenyl]-2-phenoxypropenoate;
- (±) Methyl 3-[4-[2-(2,3-dihydro-1,4-benzothiazin-4-yl)ethoxy]phenyl]-2-phenoxypropanoate;
- (+) Methyl 3-[4-[2-(2,3-dihydro-1,4-benzothiazin-4-yl)ethoxy]phenyl]-2-phenoxypropanoate;
- 10 (-) Methyl 3-[4-[2-(2,3-dihydro-1,4-benzothiazin-4-yl)ethoxy]phenyl]-2-phenoxypropanoate;
- Ethyl (E/Z)-3-[4-(4-methyl-3,4-dihydro-2H-1,4-benzoxazin-2-yl)methoxyphenyl]-2-ethoxypropenoate;
- 15 (±) Methyl 3-[4-(4-methyl-3,4-dihydro-2H-1,4-benzoxazin-2-yl)methoxyphenyl]-2-ethoxypropanoate;
- (+) Methyl 3-[4-(4-methyl-3,4-dihydro-2H-1,4-benzoxazin-2-yl)methoxyphenyl]-2-ethoxypropanoate;
- (-) Methyl 3-[4-(4-methyl-3,4-dihydro-2H-1,4-benzoxazin-2-yl)methoxyphenyl]-2-ethoxypropanoate;
- 20 Ethyl (E/Z)-3-[4-(4-benzyl-3,4-dihydro-2H-1,4-benzoxazin-2-yl)methoxyphenyl]-2-ethoxypropenoate;
- (±) Methyl 3-[4-(4-benzyl-3,4-dihydro-2H-1,4-benzoxazin-2-yl)methoxyphenyl]-2-ethoxypropanoate;
- 25 (+) Methyl 3-[4-(4-benzyl-3,4-dihydro-2H-1,4-benzoxazin-2-yl)methoxyphenyl]-2-ethoxypropanoate;
- (-) Methyl 3-[4-(4-benzyl-3,4-dihydro-2H-1,4-benzoxazin-2-yl)methoxyphenyl]-2-ethoxypropanoate;
- (±) 3-[4-[2-(2,3-Dihydro-1,4-benzoxazin-4-yl)ethoxy]phenyl]-2-ethoxypropanoic acid and its salts;
- 30 (+) 3-[4-[2-(2,3-Dihydro-1,4-benzoxazin-4-yl)ethoxy]phenyl]-2-ethoxypropanoic acid and its salts;

- (-) 3-[4-[2-(2,3-Dihydro-1,4-benzoxazin-4-yl)ethoxy]phenyl]-2-ethoxy-propanoic acid and its salts;
- (±) 3-[2-(2,3-Dihydro-1,4-benzoxazin-4-yl)methylbenzofuran-5-yl]-2-ethoxypropanoic acid and its salts;
- 5 (+) 3-[2-(2,3-Dihydro-1,4-benzoxazin-4-yl)methylbenzofuran-5-yl]-2-ethoxypropanoic acid and its salts;
- (-) 3-[2-(2,3-Dihydro-1,4-benzoxazin-4-yl)methylbenzofuran-5-yl]-2-ethoxypropanoic acid and its salts;
- (±) 3-[2-(2,3-Dihydro-1,4-benzothiazin-4-yl)methylbenzofuran-5-yl]-2-ethoxy-propanoic acid and its salts;
- 10 (+) 3-[2-(2,3-Dihydro-1,4-benzothiazin-4-yl)methylbenzofuran-5-yl]-2-ethoxy-propanoic acid and its salts;
- (-) 3-[2-(2,3-Dihydro-1,4-benzothiazin-4-yl)methylbenzofuran-5-yl]-2-ethoxy-propanoic acid and its salts;
- 15 (±) 3-[4-[2-(2,3-Dihydro-1,4-benzothiazin-4-yl)ethoxy]phenyl]-2-ethoxypropanoic acid and its salts;
- (+) 3-[4-[2-(2,3-Dihydro-1,4-benzothiazin-4-yl)ethoxy]phenyl]-2-ethoxypropanoic acid and its salts;
- (-) 3-[4-[2-(2,3-Dihydro-1,4-benzothiazin-4-yl)ethoxy]phenyl]-2-ethoxypropanoic acid and its salts;
- 20 (±) 3-[4-[2-(2,3-Dihydro-1,4-benzothiazin-4-yl)ethoxy]phenyl]-2-ethoxypropanamide;
- (+) 3-[4-[2-(2,3-Dihydro-1,4-benzothiazin-4-yl)ethoxy]phenyl]-2-ethoxypropanamide;
- (-) 3-[4-[2-(2,3-Dihydro-1,4-benzothiazin-4-yl)ethoxy]phenyl]-2-ethoxypropanamide;
- (±) N-Methyl-3-[4-[2-(2,3-dihydro-1,4-benzothiazin-4-yl)ethoxy]phenyl]-2-ethoxy-propanamide;
- 25 (+) N-Methyl-3-[4-[2-(2,3-dihydro-1,4-benzothiazin-4-yl)ethoxy]phenyl]-2-ethoxy-propanamide;
- (-) N-Methyl-3-[4-[2-(2,3-dihydro-1,4-benzothiazin-4-yl)ethoxy]phenyl]-2-ethoxy-propanamide;
- 30 (±) 3-[4-[2-(2,3-Dihydro-1,4-benzoxazin-4-yl)ethoxy]phenyl]-2-ethoxypropanamide;
- (+) 3-[4-[2-(2,3-Dihydro-1,4-benzoxazin-4-yl)ethoxy]phenyl]-2-ethoxypropanamide;
- (-) 3-[4-[2-(2,3-Dihydro-1,4-benzoxazin-4-yl)ethoxy]phenyl]-2-ethoxypropanamide;

- (±) N-Methyl-3-[4-[2-(2,3-dihydro-1,4-benzoxazin-4-yl)ethoxy]phenyl]-2-ethoxypropanamide;
- (+) N-Methyl-3-[4-[2-(2,3-dihydro-1,4-benzoxazin-4-yl)ethoxy]phenyl]-2-ethoxypropanamide;
- 5 (-) N-Methyl-3-[4-[2-(2,3-dihydro-1,4-benzoxazin-4-yl)ethoxy]phenyl]-2-ethoxypropanamide;
- (±) N-Benzyl-3-[4-[2-(2,3-dihydro-1,4-benzoxazin-4-yl)ethoxy]phenyl]-2-ethoxypropanamide;
- (+) N-Benzyl-3-[4-[2-(2,3-dihydro-1,4-benzoxazin-4-yl)ethoxy]phenyl]-2-ethoxypropanamide;
- 10 (-) N-Benzyl-3-[4-[2-(2,3-dihydro-1,4-benzoxazin-4-yl)ethoxy]phenyl]-2-ethoxypropanamide;
- (±) N-Benzyl-3-[4-[2-(2,3-dihydro-1,4-benzothiazin-4-yl)ethoxy]phenyl]-2-ethoxypropanamide;
- (+) N-Benzyl-3-[4-[2-(2,3-dihydro-1,4-benzothiazin-4-yl)ethoxy]phenyl]-2-ethoxypropanamide;
- 15 (-) N-Benzyl-3-[4-[2-(2,3-dihydro-1,4-benzothiazin-4-yl)ethoxy]phenyl]-2-ethoxypropanamide;
- 2-Methyl-3-[4-[2-(2,3-dihydro-1,4-benzoxazin-4-yl)ethoxy]phenyl]-2-ethoxypropanoic acid and its salts;
- 20 2-(2-Fluorobenzyl)-3-[4-[2-(2,3-dihydro-1,4-benzoxazin-4-yl)ethoxy]phenyl]-2-ethoxypropanoic acid and its salts;
- (±) 3-[4-[2-(3-Oxo-2H-1,4-benzoxazin-4-yl)ethoxy]phenyl]-2-ethoxypropanoic acid and its salts;
- 25 (+) 3-[4-[2-(3-Oxo-2H-1,4-benzoxazin-4-yl)ethoxy]phenyl]-2-ethoxypropanoic acid and its salts;
- (-) 3-[4-[2-(3-Oxo-2H-1,4-benzoxazin-4-yl)ethoxy]phenyl]-2-ethoxypropanoic acid and its salts;
- (±) 3-[4-[2-(3-Oxo-2H-1,4-benzothiazin-4-yl)ethoxy]phenyl]-2-ethoxypropanoic acid and its salts;
- 30 (+) 3-[4-[2-(3-Oxo-2H-1,4-benzothiazin-4-yl)ethoxy]phenyl]-2-ethoxypropanoic acid and its salts;

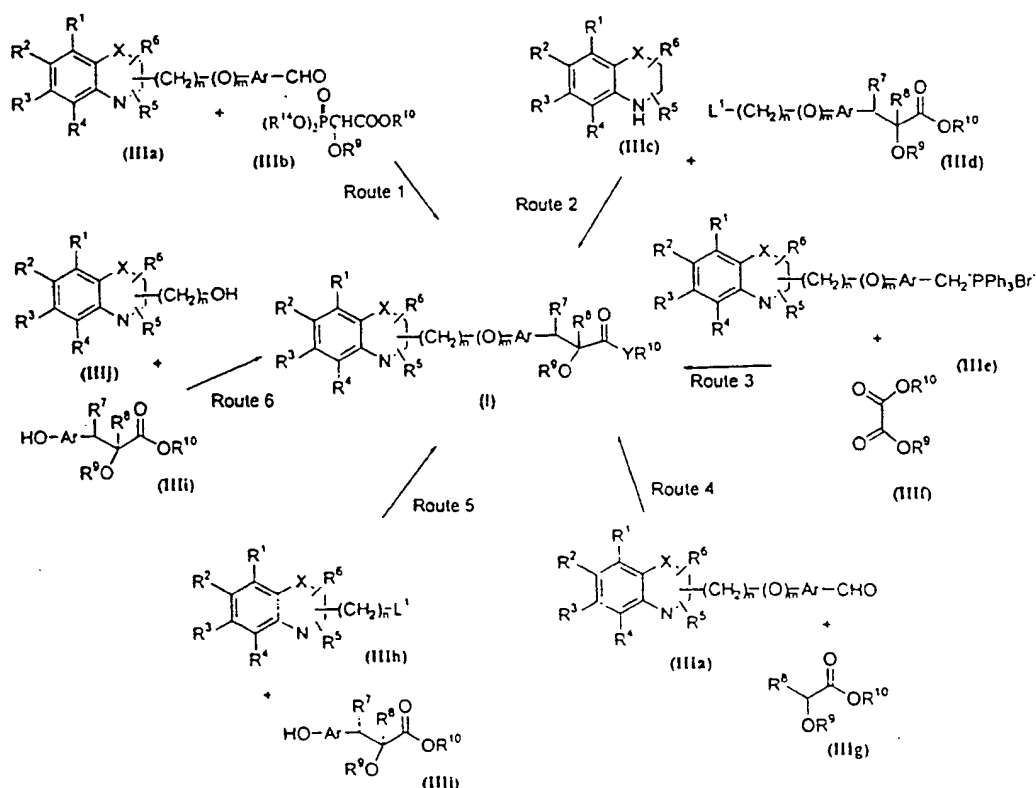
- (-) 3-[4-[2-(3-Oxo-2H-1,4-benzothiazin-4-yl)ethoxy]phenyl]-2-ethoxypropanoic acid and its salts;
- (±) 3-[6-[2-(2,3-Dihydro-1,4-benzoxazin-4-yl)ethoxy]naphthyl]-2-ethoxypropanoic acid and its salts;
- 5 (+) 3-[6-[2-(2,3-Dihydro-1,4-benzoxazin-4-yl)ethoxy]naphthyl]-2-ethoxypropanoic acid and its salts;
- (-) 3-[6-[2-(2,3-Dihydro-1,4-benzoxazin-4-yl)ethoxy]naphthyl]-2-ethoxypropanoic acid and its salts;
- (±) 3-[6-[2-(2,3-Dihydro-1,4-benzothiazin-4-yl)ethoxy]naphthyl]-2-ethoxypropanoic acid and its salts;
- 10 (+) 3-[6-[2-(2,3-Dihydro-1,4-benzothiazin-4-yl)ethoxy]naphthyl]-2-ethoxypropanoic acid and its salts;
- (-) 3-[6-[2-(2,3-Dihydro-1,4-benzothiazin-4-yl)ethoxy]naphthyl]-2-ethoxypropanoic acid and its salts;
- 15 (±) 3-[4-[2-(2,3-Dihydro-1,4-benzoxazin-4-yl)ethoxy]phenyl]-2-hydroxypropanoic acid and its salts;
- (+) 3-[4-[2-(2,3-Dihydro-1,4-benzoxazin-4-yl)ethoxy]phenyl]-2-hydroxypropanoic acid and its salts;
- (-) 3-[4-[2-(2,3-Dihydro-1,4-benzoxazin-4-yl)ethoxy]phenyl]-2-hydroxypropanoic acid and its salts;
- 20 (±) 3-[4-[2-(2,3-Dihydro-1,4-benzothiazin-4-yl)ethoxy]phenyl]-2-hydroxypropanoic acid and its salts;
- (+) 3-[4-[2-(2,3-Dihydro-1,4-benzothiazin-4-yl)ethoxy]phenyl]-2-hydroxypropanoic acid and its salts;
- 25 (-) 3-[4-[2-(2,3-Dihydro-1,4-benzothiazin-4-yl)ethoxy]phenyl]-2-hydroxypropanoic acid and its salts;
- (±) 3-[4-[2-(2,3-Dihydro-1,4-benzoxazin-4-yl)ethoxy]phenyl]-2-benzyloxypropanoic acid and its salts;
- (+) 3-[4-[2-(2,3-Dihydro-1,4-benzoxazin-4-yl)ethoxy]phenyl]-2-benzyloxypropanoic acid and its salts;
- 30 (-) 3-[4-[2-(2,3-Dihydro-1,4-benzoxazin-4-yl)ethoxy]phenyl]-2-benzyloxypropanoic acid and its salts;

- (±) 3-[4-[2-(2,3-Dihydro-1,4-benzoxazin-4-yl)ethoxy]phenyl]-2-butoxypropanoic acid and its salts;
- (+) 3-[4-[2-(2,3-Dihydro-1,4-benzoxazin-4-yl)ethoxy]phenyl]-2-butoxypropanoic acid and its salts;
- 5 (-) 3-[4-[2-(2,3-Dihydro-1,4-benzoxazin-4-yl)ethoxy]phenyl]-2-butoxypropanoic acid and its salts;
- (±) 3-[4-[2-(2,3-Dihydro-1,4-benzoxazin-4-yl)ethoxy]phenyl]-2-hexyloxypropanoic acid and its salts;
- (+) 3-[4-[2-(2,3-Dihydro-1,4-benzoxazin-4-yl)ethoxy]phenyl]-2-hexyloxypropanoic acid and its salts;
- 10 (-) 3-[4-[2-(2,3-Dihydro-1,4-benzoxazin-4-yl)ethoxy]phenyl]-2-hexyloxypropanoic acid and its salts;
- (±) 3-[4-[2-(2,3-Dihydro-1,4-benzoxazin-4-yl)ethoxy]phenyl]-2-phenoxypropanoic acid and its salts;
- 15 (+) 3-[4-[2-(2,3-Dihydro-1,4-benzoxazin-4-yl)ethoxy]phenyl]-2-phenoxypropanoic acid and its salts;
- (-) 3-[4-[2-(2,3-Dihydro-1,4-benzoxazin-4-yl)ethoxy]phenyl]-2-phenoxypropanoic acid and its salts;
- (±) 3-[4-[2-(2,3-Dihydro-1,4-benzothiazin-4-yl)ethoxy]phenyl]-2-phenoxypropanoic acid and its salts;
- 20 (+) 3-[4-[2-(2,3-Dihydro-1,4-benzothiazin-4-yl)ethoxy]phenyl]-2-phenoxypropanoic acid and its salts;
- (-) 3-[4-[2-(2,3-Dihydro-1,4-benzothiazin-4-yl)ethoxy]phenyl]-2-phenoxypropanoic acid and its salts;
- 25 (±) Methyl 2-methyl-3-[4-[2-(2,3-dihydro-1,4-benzoxazin-4-yl)ethoxy]phenyl]-2-phenoxypropanoate;
- (+) Methyl 2-methyl-3-[4-[2-(2,3-dihydro-1,4-benzoxazin-4-yl)ethoxy]phenyl]-2-phenoxypropanoate;
- (-) Methyl 2-methyl-3-[4-[2-(2,3-dihydro-1,4-benzoxazin-4-yl)ethoxy]phenyl]-2-phenoxypropanoate;
- 30 (±) 2-Methyl-3-[4-[2-(2,3-dihydro-1,4-benzoxazin-4-yl)ethoxy]phenyl]-2-phenoxypropanoic acid and its salts;

- (+) 2-Methyl-3-[4-[2-(2,3-dihydro-1,4-benzoxazin-4-yl)ethoxy]phenyl]-2-phenoxypropanoic acid and its salts;
- (-) 2-Methyl-3-[4-[2-(2,3-dihydro-1,4-benzoxazin-4-yl)ethoxy]phenyl]-2-phenoxypropanoic acid and its salts;
- 5 (±) Methyl 2-methyl-3-[4-[2-(2,3-dihydro-1,4-benzothiazin-4-yl)ethoxy]phenyl]-2-phenoxypropanoate;
- (+) Methyl 2-methyl-3-[4-[2-(2,3-dihydro-1,4-benzothiazin-4-yl)ethoxy]phenyl]-2-phenoxypropanoate;
- (-) Methyl 2-methyl-3-[4-[2-(2,3-dihydro-1,4-benzothiazin-4-yl)ethoxy]phenyl]-2-
- 10 phenoxypropanoate;
- (±) 2-Methyl-3-[4-[2-(2,3-dihydro-1,4-benzothiazin-4-yl)ethoxy]phenyl]-2-phenoxypropanoic acid and its salts;
- (+) 2-Methyl-3-[4-[2-(2,3-dihydro-1,4-benzothiazin-4-yl)ethoxy]phenyl]-2-phenoxypropanoic acid and its salts;
- 15 (-) 2-Methyl-3-[4-[2-(2,3-dihydro-1,4-benzothiazin-4-yl)ethoxy]phenyl]-2-phenoxypropanoic acid and its salts;
- (±) 4-Nitrophenyl 3-[4-[2-(2,3-dihydro-1,4-benzothiazin-4-yl)ethoxy]phenyl]-2-ethoxy propanoate;
- (+) 4-Nitrophenyl 3-[4-[2-(2,3-dihydro-1,4-benzothiazin-4-yl)ethoxy]phenyl]
- 20 -2-ethoxy propanoate;
- (-) 4-Nitrophenyl 3-[4-[2-(2,3-dihydro-1,4-benzothiazin-4-yl)ethoxy]phenyl]-2-ethoxy propanoate;
- (±) 3-[4-(4-Benzyl-3,4-dihydro-2H-1,4-benzoxazin-2-yl)methoxyphenyl]-2-ethoxypropanoic acid and its salts;
- 25 (+) 3-[4-(4-Benzyl-3,4-dihydro-2H-1,4-benzoxazin-2-yl)methoxyphenyl]-2-ethoxypropanoic acid and its salts;
- (-) 3-[4-(4-Benzyl-3,4-dihydro-2H-1,4-benzoxazin-2-yl)methoxyphenyl]-2-ethoxypropanoic acid and its salts;
- (±) 4-Nitrophenyl-3-[4-(4-benzyl-3,4-dihydro-2H-1,4-benzoxazin-2-yl)
- 30 methoxy phenyl]-2-ethoxypropanoate;
- (+) 4-Nitrophenyl-3-[4-(4-benzyl-3,4-dihydro-2H-1,4-benzoxazin-2-yl) methoxy phenyl]-2-ethoxypropanoate; and

(-) 4-Nitrophenyl-3-[4-(4-benzyl-3,4-dihydro-2H-1,4-benzoxazin-2-yl)methoxyphenyl]-2-ethoxypropanoate.

According to a feature of the present invention, the compound of general formula (I) where R^7 and R^8 together represent a bond, Y represents oxygen atom, $R^1, R^2, R^3, R^4,$
 5 $R^5, R^6, R^9, R^{10}, X, n, m$ and Ar are as defined earlier, can be prepared by any of the following routes shown in Scheme I.



Scheme - I

Route (1): The reaction of a compound of the general formula (IIIa) where all
 10 symbols are as defined earlier with a compound of formula (IIIb) where R^9, R^{10} are as
 defined earlier and R^{14} represents (C_1-C_6) alkyl, to yield compound of general formula (I)
 where R^7, R^8 together represent a bond and Y represents an oxygen atom may be carried
 out neat in the presence of a base such as alkali metal hydrides like NaH, or KH or
 organolithiums like $CH_3Li, BuLi$ and the like or alkoxides such as NaOMe, NaOEt,
 15 K^+BuO^- or mixtures thereof. The reaction may be carried out in the presence of solvents
 such as THF, dioxane, DMF, DMSO, DME and the like or mixtures thereof. HMPA may

be used as cosolvent. The reaction temperature may range from -78 °C to 50 °C, preferably at a temperature in the range of -10 °C to 30 °C. The reaction is more effective under anhydrous conditions. The compound of general formula (IIIb) may be prepared according to the procedure described in the literature (Annalen. Chemie. (1996) 53, 699).

5 Route (2): The reaction of a compound of general formula (IIIc) where all symbols are as defined earlier with a compound of general formula (IIIId) where R⁷, R⁸ together represent a bond and all symbols are as defined earlier and L¹ is a leaving group such as halogen atom, p-toluenesulfonate, methanesulfonate, trifluoromethane-sulfonate and the like, preferably a halogen atom to produce a compound of general formula (I)
10 defined above may be carried out in the presence of solvents such as DMSO, DMF, DME, THF, dioxane, ether and the like or a combination thereof. The reaction may be carried out in an inert atmosphere which may be maintained by using inert gases such as N₂, Ar, or He. The reaction may be effected in the presence of a base such as alkalis like sodium hydroxide, or potassium hydroxide; alkali metal carbonates like sodium
15 carbonate, or potassium carbonate; alkali metal hydrides such as sodium hydride or potassium hydride; organometallic bases like n-butyl lithium; alkali metal amides like sodamide or mixtures thereof. The amount of base may range from 1 to 5 equivalents, based on the amount of the compound of formula (IIIc), preferably the amount of base ranges from 1 to 3 equivalents. Phase transfer catalysts such as tetraalkylammonium
20 halide or hydroxide may be added. The reaction may be carried out at a temperature in the range of 0 °C to 150 °C, preferably at a temperature in the range of 15 °C to 100 °C. The duration of the reaction may range from 0.25 to 48 hours, preferably from 0.25 to 12 hours.

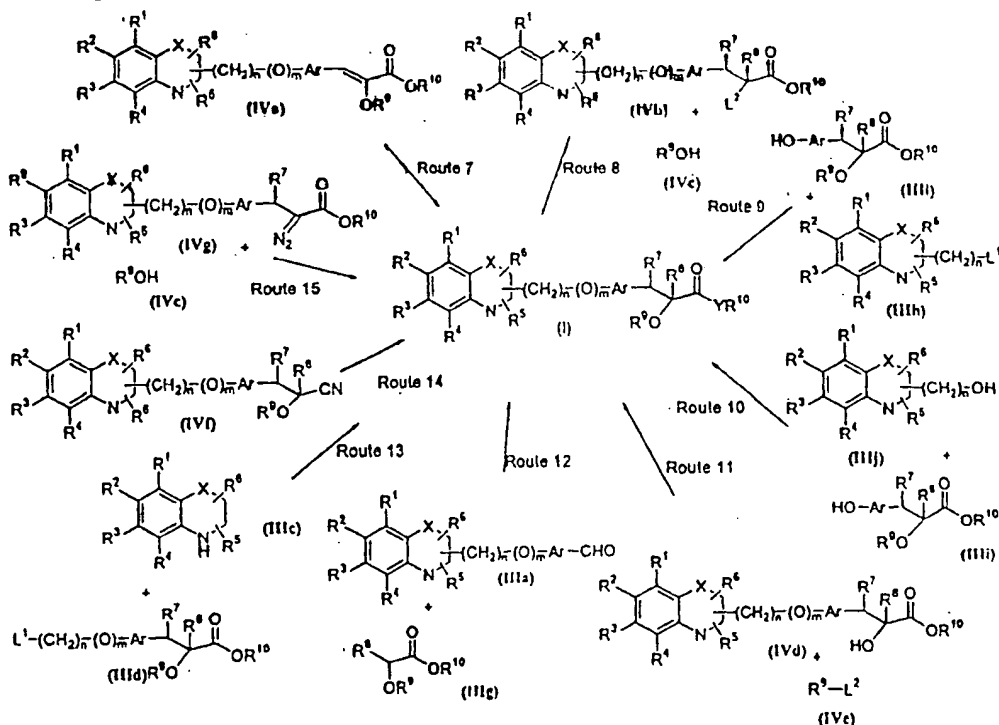
Route (3): The reaction of a compound of formula (IIIe) where all symbols are as
25 defined earlier with a compound of formula (IIIf) where R⁹ = R¹⁰ and are as defined earlier, to produce a compound of the formula (I) where R⁷ and R⁸ together represent a bond may be carried out neat in the presence of a base such as alkali metal hydrides like NaH, KH or organolithiums like CH₃Li, BuLi and the like or alkoxides such as NaOMe, NaOEt, K⁺BuO⁻ and the like or mixtures thereof. The reaction may be carried out in the
30 presence of aprotic solvents such as THF, dioxane, DMF, DMSO, DME and the like or mixtures thereof. HMPA may be used as cosolvent. The reaction temperature may range from -78 °C to 100 °C, preferably at a temperature in the range of -10 °C to 50 °C.

Route (4): The reaction of a compound of the general formula (IIIa) where all other symbols are as defined earlier, with a compound of formula (IIIg) where R^8 represents hydrogen atom, R^9 and R^{10} are as defined earlier may be carried out in the presence of a base. The nature of the base is not critical. Any base normally employed for aldol condensation reaction may be employed; bases like metal hydride such as NaH, or KH, metal alkoxides such as NaOMe, K^+BuO^- , or NaOEt, metal amides such as $LiNH_2$, or $LiN(ipr)_2$ may be used. Aprotic solvent such as THF, ether, or dioxane may be used. The reaction may be carried out in an inert atmosphere which may be maintained by using inert gases such as N_2 , Ar, or He and the reaction is more effective under anhydrous conditions. Temperature in the range of $-80\text{ }^\circ\text{C}$ to $35\text{ }^\circ\text{C}$ may be used. The β -hydroxy product initially produced may be dehydrated under conventional dehydration conditions such as treating with PTSA in solvents such as benzene or toluene. The nature of solvent and dehydrating agent is not critical. Temperature in the range of $20\text{ }^\circ\text{C}$ to reflux temperature of the solvent used may be employed, preferably at reflux temperature of the solvent by continuous removal of water using a Dean Stark water separator.

Route (5): The reaction of compound of formula (IIIh) where all symbols are as defined earlier and L^1 represents a leaving group such as halogen atom, p-toluenesulfonate, methanesulfonate, trifluoromethanesulfonate and the like with a compound of formula (IIIi) where R^7 and R^8 together represent a bond and R^9 , R^{10} and Ar are as defined earlier to produce a compound of the formula (I) where $m = 1$ and all other symbols are as defined above may be carried out in the presence of aprotic solvents such as THF, DMF, DMSO, DME and the like or mixtures thereof. The reaction may be carried out in an inert atmosphere which may be maintained by using inert gases such as N_2 , Ar, or He. The reaction may be effected in the presence of a base such as K_2CO_3 , Na_2CO_3 or NaH or mixtures thereof. Acetone may be used as solvent when Na_2CO_3 or K_2CO_3 is used as a base. The reaction temperature may range from $0\text{ }^\circ\text{C}$ - $120\text{ }^\circ\text{C}$, preferably at a temperature in the range of $30\text{ }^\circ\text{C}$ - $100\text{ }^\circ\text{C}$. The duration of the reaction may range from 1 to 24 hours, preferably from 2 to 12 hours. The compound of formula (IIIi) can be prepared according to known procedures by a Wittig Horner reaction between the hydroxy protected aryl aldehyde such as benzyloxyaryl aldehyde and compound of formula (IIIb), followed by deprotection.

Route (6): The reaction of compound of general formula (IIIj) where all symbols are as defined earlier with a compound of general formula (IIIi) where R^7 and R^8 together represent a bond and R^9 , R^{10} and Ar are as defined earlier to produce a compound of the formula (I) where $m = 1$ and all other symbols are as defined above may be carried out using suitable coupling agents such as dicyclohexyl urea, triaryl-phosphine/dialkylazodicarboxylate such as PPh_3 / DEAD and the like. The reaction may be carried out in the presence of solvents such as THF, DME, CH_2Cl_2 , $CHCl_3$, toluene, acetonitrile, carbontetrachloride and the like. The inert atmosphere may be maintained by using inert gases such as N_2 , Ar, or He. The reaction may be effected in the presence of DMAP, HOBT and they may be used in the range of 0.05 to 2 equivalents, preferably 0.25 to 1 equivalents. The reaction temperature may be in the range of $0^\circ C$ to $100^\circ C$, preferably at a temperature in the range of $20^\circ C$ to $80^\circ C$. The duration of the reaction may range from 0.5 to 24 hours, preferably from 6 to 12 hours.

In yet another embodiment of the present invention, the compound of the general formula (I) where $R^1, R^2, R^3, R^4, R^5, R^6, R^9, R^{10}, X, n, m, R^7$ represents hydrogen atom, hydroxy, alkoxy, halogen, lower alkyl, optionally substituted aralkyl group, R^8 represents hydrogen, hydroxy, alkoxy, halogen, lower alkyl group, acyl or optionally substituted aralkyl and Ar are as defined earlier and Y represents oxygen can be prepared by one or more of the processes shown in Scheme - II:



Scheme - II

Route 7: The reduction of compound of the formula (IVa) which represents a compound of formula (I) where R^7 and R^8 together represent a bond and Y represents an oxygen atom and all other symbols are as defined earlier, obtained as described earlier (Scheme-I), to yield a compound of the general formula (I) where R^7 and R^8 each

5 represent a hydrogen atom and all symbols are as defined earlier, may be carried out in the presence of gaseous hydrogen and a catalyst such as Pd/C, Rh/C, Pt/C, and the like. Mixtures of catalysts may be used. The reaction may also be conducted in the presence of solvents such as dioxane, acetic acid, ethyl acetate and the like. A pressure between atmospheric pressure and 80 psi may be employed. The catalyst may be preferably 5 - 10

10 % Pd/C and the amount of catalyst used may range from 50 - 300 % w/w. The reaction may also be carried out by employing metal solvent reduction such as magnesium in alcohol or sodium amalgam in alcohol, preferably methanol. The hydrogenation may be carried out in the presence of metal catalysts containing chiral ligands to obtain a compound of formula (I) in optically active form. The metal catalyst may contain

15 rhodium, ruthenium, indium and the like. The chiral ligands may preferably be chiral phosphines such as (2S,3S)-bis(diphenyl-phosphino)butane, 1,2-bis(diphenylphosphino)ethane, 1,2-bis(2-methoxyphenyl phenylphosphino)ethane, (-)-2,3-isopropylidene-2,3-dihydroxy-1,4-bis(diphenyl-phosphino) butane and the like. Any suitable chiral catalyst may be employed which would give required optical purity of the

20 product (I) (Ref : Principles of Asymmetric Synthesis, Tet. Org. Chem. Series Vol 14, pp311-316, Ed. Baldwin J. E.).

Route 8: The reaction of compound of formula (IVb) where all symbols are as defined earlier and L^2 is a leaving group such as halogen atom with an alcohol of general formula (IVc), where R^9 is as defined earlier to produce a compound of the formula (I)

25 defined earlier may be carried out in the presence of solvents such as THF, DMF, DMSO, DME and the like or mixtures thereof. The reaction may be carried out in an inert atmosphere which may be maintained by using inert gases such as N_2 , Ar. or He. The reaction may be effected in the presence of a base such as KOH, NaOH, NaOMe, NaOEt, K^+BuO^- or NaH or mixtures thereof. Phase transfer catalysts such as

30 tetraalkylammonium halides or hydroxides may be employed. The reaction temperature may range from 20 °C - 120 °C, preferably at a temperature in the range of 30 °C - 100

°C. The duration of the reaction may range from 1 to 12 hours, preferably from 2 to 6 hours. The compound of general formula (IVb) and its preparation has been disclosed in the copending U.S. Application No. 08/982,910.

Route 9: The reaction of compound of formula (IIIh) defined earlier with
5 compound of formula (IIIi) where all symbols are as defined earlier to produce a
compound of the formula (I) where $m = 1$ and all other symbols are as defined above,
may be carried out in the presence of solvents such as THF, DMF, DMSO, DME and the
like or mixtures thereof. The reaction may be carried out in an inert atmosphere which is
maintained by using inert gases such as N_2 , Ar or He. The reaction may be effected in
10 the presence of a base such as K_2CO_3 , Na_2CO_3 , NaH or mixtures thereof. Acetone may
be used as a solvent when K_2CO_3 or Na_2CO_3 is used as a base. The reaction temperature
may range from 20 °C - 120 °C, preferably at a temperature in the range of 30 °C - 80
°C. The duration of the reaction may range from 1 to 24 hours, preferably from 2 to 12
hours. The compound of formula (IIIi) may be prepared by Wittig Horner reaction
15 between the protected hydroxyaryl aldehyde and compound of formula (IIIb) followed by
reduction of the double bond and deprotection. Alternatively, the compound of formula
(IIIi) may be prepared by following a procedure disclosed in WO 94/01420.

Route 10: The reaction of compound of general formula (IIIj) defined earlier with
a compound of general formula (IIIi) where all symbols are as defined earlier to produce
20 a compound of the formula (I) where $m = 1$ and all other symbols are as defined above
may be carried out using suitable coupling agents such as dicyclohexyl urea,
triarylphosphine/dialkylazodicarboxylate such as PPh_3 / DEAD and the like. The reaction
may be carried out in the presence of solvents such as THF, DME, CH_2Cl_2 , $CHCl_3$,
toluene, acetonitrile, carbon tetrachloride and the like. The inert atmosphere may be
25 maintained by using inert gases such as N_2 , Ar, or He. The reaction may be effected in
the presence of DMAP, HOBT and they may be used in the range of 0.05 to 2
equivalents, preferably 0.25 to 1 equivalents. The reaction temperature may be in the
range of 0 °C to 100 °C, preferably at a temperature in the range of 20 °C to 80 °C. The
duration of the reaction may range from 0.5 to 24 hours, preferably from 6 to 12 hours.

30 Route 11: The reaction of compound of formula (IVd) which represents a
compound of formula (I) where R^9 represents hydrogen atom and all other symbols are as

defined earlier with a compound of formula (IVe) where R^9 is as defined earlier and L^2 is a leaving group such as a halogen atom, may be carried out in the presence of solvents such as THF, DMF, DMSO, DME and the like. The inert atmosphere may be maintained by using inert gases such as N_2 , Ar or He. The reaction may be effected in the presence of a base such as KOH, NaOH, NaOMe, K^+BuO^- , NaH and the like. Phase transfer catalyst such as tetraalkylammonium halides or hydroxides may be employed. The reaction temperature may range from 20 °C to 150 °C, preferably at a temperature in the range of 30 °C to 100 °C. The duration of the reaction may range from 1 to 24 hours, preferably from 2 to 6 hours.

10 Route 12: The reaction of a compound of the general formula (IIIa) as defined above with a compound of formula (IIIg) where R^8 , R^9 , and R^{10} are as defined earlier may be carried out under conventional conditions. The base is not critical. Any base normally employed for aldol condensation reaction may be employed, metal hydride such as NaH, or KH; metal alkoxides such as NaOMe, K^+BuO^- , or NaOEt; metal amides such as $LiNH_2$, or $LiN(i\text{pr})_2$. Aprotic solvent such as THF may be used. Inert atmosphere may be employed such as argon and the reaction is more effective under anhydrous conditions. Temperature in the range of -80 °C to 25 °C may be used. The β -hydroxy aldol product may be dehydroxylated using conventional methods, conveniently by ionic hydrogenation technique such as by treating with a trialkyl silane in the presence of an acid such as trifluoroacetic acid. Solvent such as CH_2Cl_2 may be used. Favorably, the reaction proceeds at 25 °C. A higher temperature may be employed if the reaction is slow.

15 Route 13: The reaction of a compound of general formula (IIIc) where all symbols are as defined earlier with a compound of general formula (IIId) where L^1 is a leaving group such as halogen atom, p-toluenesulfonate, methanesulfonate, trifluoromethanesulfonate and the like, preferably L^1 is a halogen atom, and all other symbols are as defined earlier to produce a compound of general formula (I) may be carried out in the presence of solvents such as DMSO, DMF, DME, THF, dioxane, ether and the like or a combination thereof. The reaction may be carried out in an inert atmosphere which may be maintained by using inert gases such as N_2 , Ar, or He. The reaction may be effected in the presence of a base such as alkalis like sodium hydroxide, or potassium hydroxide, alkali metal carbonates like sodium carbonate, or potassium carbonate; alkali metal

hydrides such as sodium hydride or potassium hydride; organometallic bases like n-butyl lithium, alkali metal amides like sodamide or mixtures thereof. The amount of base may range from 1 to 5 equivalents, based on the amount of the compound of formula (IIIc), preferably the amount of base ranges from 1 to 3 equivalents. The reaction may be carried
5 out at a temperature in the range of 0 °C to 150 °C, preferably at a temperature in the range of 15 °C to 100 °C. The duration of the reaction may range from 0.25 to 24 hours, preferably from 0.25 to 12 hours.

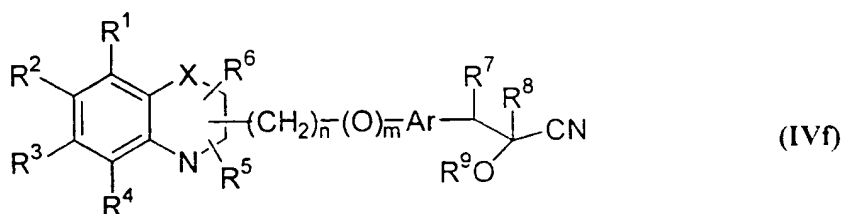
Route 14: The conversion of compound of formula (IVf) to a compound of formula (I) may be carried out either in the presence of base or acid and the selection of
10 base or acid is not critical. Any base normally used for hydrolysis of nitrile to acid may be employed, such as metal hydroxides such as NaOH, or KOH in an aqueous solvent or any acid normally used for hydrolysis of nitrile to ester may be employed such as dry HCl in an excess of alcohol such as methanol, ethanol, propanol etc. The reaction may be carried out at a temperature in the range of 0 °C to reflux temperature of the solvent used,
15 preferably at a temperature in the range of 25 °C to reflux temperature of the solvent used. The duration of the reaction may range from 0.25 to 48 hrs.

Route 15: The reaction of a compound of formula (IVg) where all symbols are as defined earlier with a compound of formula (IVc) where R⁹ is as defined earlier to
20 produce a compound of formula (I) (by a rhodium carbenoid mediated insertion reaction) may be carried out in the presence of rhodium (II) salts such as rhodium (II) acetate. The reaction may be carried out in the presence of solvents such as benzene, toluene, dioxane, ether, THF and the like or a combination thereof or when practicable in the presence of R⁹OH as solvent at any temperature providing a convenient rate of formation of the required product, generally at an elevated temperature, such as reflux temperature of the
25 solvent. The inert atmosphere may be maintained by using inert gases such as N₂, Ar, or He. The duration of the reaction may range from 0.5 to 24 h, preferably from 0.5 to 6 h.

The compound of general formula (I) where Y represents oxygen and R¹⁰ is as defined earlier may be converted to compound of formula (I), where Y represents NR¹² by reaction with appropriate amines of the formula NHR¹⁰R¹², where R¹⁰ and R¹² are as
30 defined earlier. Suitably the compound of formula (I) where YR¹⁰ represents OH may be converted to acid halide, preferably YR¹⁰ = Cl, by reacting with appropriate reagents such as oxalyl chloride, thionyl chloride and the like, followed by treatment with amines.

Alternatively, mixed anhydrides may be prepared from compound of formula (I) where YR¹⁰ represents OH and all other symbols are as defined earlier by treating with acid halides such as acetyl chloride, acetyl bromide, pivaloyl chloride, dichlorobenzoyl chloride and the like. The reaction may be carried out in the presence of suitable base such as pyridine, triethylamine, diisopropyl ethyl amine and the like. Solvents such as halogenated hydrocarbons like CHCl₃, or CH₂Cl₂, hydrocarbons such as benzene, toluene, xylene and the like may be used. The reaction may be carried out at a temperature in the range of -40 °C to 40 °C, preferably at a temperature in the range of 0 °C to 20 °C. The acid halide or mixed anhydride thus prepared may further be treated with appropriate amines.

In another embodiment of the present invention the novel intermediate of formula (IVf)



where the groups R¹, R², R³, R⁴, and the groups R⁵ and R⁶ when attached to a carbon atom, may be same or different and represent hydrogen, halogen, hydroxy, nitro, cyano, formyl or optionally substituted groups selected from alkyl, cycloalkyl, alkoxy, cycloalkoxy, aryl, aryloxy, aralkyl, aralkoxy, heterocyclyl, heteroaryl, heteroaralkyl, heteroaryloxy, heteroaralkoxy, acyl, acyloxy, hydroxyalkyl, amino, acylamino, alkylamino, arylamino, aralkylamino, aminoalkyl, alkoxy-carbonyl, aryloxy-carbonyl, aralkoxy-carbonyl, alkoxyalkyl, aryloxyalkyl, aralkoxyalkyl, alkylthio, thioalkyl, alkoxy-carbonylamino, aryloxy-carbonylamino, aralkoxy-carbonylamino, carboxylic acid or its derivatives, or sulfonic acid or its derivatives; R⁵ and R⁶ when attached to nitrogen atom represents hydrogen, hydroxy, formyl or optionally substituted groups selected from alkyl, cycloalkyl, alkoxy, cycloalkoxy, aryl, aralkyl, heterocyclyl, heteroaryl, heteroaralkyl, acyl, acyloxy, hydroxyalkyl, amino, acylamino, alkylamino, arylamino, aralkylamino, aminoalkyl, aryloxy, aralkoxy, heteroaryloxy, heteroaralkoxy, alkoxy-carbonyl, aryloxy-carbonyl, aralkoxy-carbonyl, alkoxyalkyl, aryloxyalkyl, aralkoxyalkyl, alkylthio, thioalkyl groups, carboxylic acid derivatives, or sulfonic acid

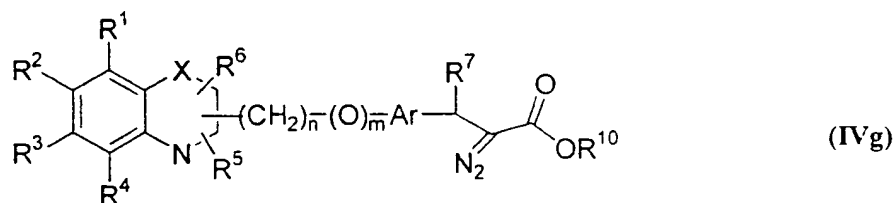
The reaction of a compound of formula (IIIa) where all symbols are as defined earlier with a compound of formula (IVh) where R^9 is as defined earlier and Hal represents a halogen atom such as Cl, Br, or I may be carried out under conventional conditions in the presence of a base. The base is not critical. Any base normally employed for Wittig reaction may be employed, metal hydride such as NaH, or KH; metal alkoxides such as NaOMe, $K^tBuO^$, or NaOEt; or metal amides such as $LiNH_2$, or $LiN(iPr)_2$. Aprotic solvent such as THF, DMSO, dioxane, DME and the like may be used. Mixture of solvents may be used. HMPA may be used as a cosolvent. Inert atmosphere may be employed such as argon and the reaction is more effective under anhydrous conditions.

Temperature in the range of $-80\text{ }^\circ\text{C}$ to $100\text{ }^\circ\text{C}$ may be used.

The compound of (IVi) where all symbols are as defined earlier may be converted to a compound of formula (IVj) where R^7 and R^8 represent hydrogen atoms and all other symbols are as defined earlier, by treating with an alcohol under anhydrous conditions in the presence of a strong anhydrous acid such as p-toluenesulfonic acid.

The compound of formula (IVj) defined above upon treatment with trialkylsilyl cyanide such as trimethylsilyl cyanide produces a compound of formula (IVf) where R^7 and R^8 represent hydrogen atoms and all other symbols are as defined earlier.

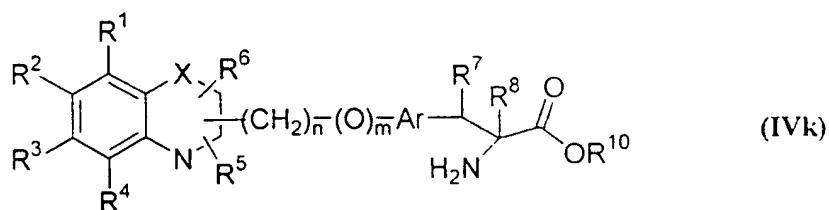
In still another embodiment of the present invention the novel intermediate of formula (IVg)



where the groups R^1 , R^2 , R^3 , R^4 , and the groups R^5 and R^6 when attached to a carbon atom, may be same or different and represent hydrogen, halogen, hydroxy, nitro, cyano, formyl or optionally substituted groups selected from alkyl, cycloalkyl, alkoxy, cycloalkoxy, aryl, aryloxy, aralkyl, aralkoxy, heterocyclyl, heteroaryl, heteroaralkyl, heteroaryloxy, heteroaralkoxy, acyl, acyloxy, hydroxyalkyl, amino, acylamino, alkylamino, arylamino, aralkylamino, aminoalkyl, alkoxy-carbonyl, aryloxy-carbonyl, aralkoxy-carbonyl, alkoxyalkyl, aryloxyalkyl, aralkoxyalkyl, alkylthio, thioalkyl, alkoxy-carbonylamino, aryloxy-carbonylamino, aralkoxy-carbonylamino, carboxylic acid or its derivatives, or sulfonic acid or its derivatives; one or both of R^5 and R^6 may also

represent an oxo group when they are attached to a carbon atom; R⁵ and R⁶ when attached to a nitrogen atom represents hydrogen, hydroxy, formyl or optionally substituted groups selected from alkyl, cycloalkyl, alkoxy, cycloalkoxy, aryl, aralkyl, heterocyclyl, heteroaryl, heteroaralkyl, acyl, acyloxy, hydroxyalkyl, amino, acylamino, alkylamino, arylamino, aralkylamino, aminoalkyl, aryloxy, aralkoxy, heteroaryloxy, heteroaralkoxy, alkoxy carbonyl, aryloxy carbonyl, aralkoxy carbonyl, alkoxyalkyl, aryloxyalkyl, aralkoxyalkyl, alkylthio, thioalkyl groups, carboxylic acid derivatives, or sulfonic acid derivatives; X represents a heteroatom selected from oxygen, sulfur or NR¹¹ where R¹¹ is selected from hydrogen or optionally substituted groups selected from alkyl, cycloalkyl, aryl, aralkyl, acyl, alkoxy carbonyl, aryloxy carbonyl, or aralkoxy carbonyl groups; Ar represents an optionally substituted divalent single or fused aromatic or heterocyclic group; R⁷ represents hydrogen atom, hydroxy, alkoxy, halogen, lower alkyl, or optionally substituted aralkyl group; R¹⁰ represents hydrogen or optionally substituted groups selected from alkyl, cycloalkyl, aryl, aralkyl, heterocyclyl, heteroaryl, or heteroaralkyl groups; Y represents oxygen; the linking group represented by -(CH₂)_n-(O)_m- may be attached either through nitrogen atom or carbon atom; n is an integer ranging from 1-4 and m is an integer 0 or 1 and a process for its preparation and its use in the preparation of β-aryl-α-substituted hydroxyalkanoic acids is provided.

The compound of formula (IVg) where all other symbols are as defined earlier may be prepared by reacting a compound of formula (IVk)



where R⁸ is a hydrogen atom and all other symbols are as defined earlier, with an appropriate diazotizing agent.

The diazotization reaction may be under conventional conditions. A suitable diazotizing agent is an alkyl nitrile, such as iso-amyl nitrile. The reaction may be carried out in presence of solvents such as THF, dioxane, ether, benzene and the like or a combination thereof. Temperature in the range of -50 °C to 80 may be used. The reaction may be carried out in an inert atmosphere which may be maintained by using inert gases

such as N₂, Ar or He. The duration of the reaction may range from 1 to 24 h. preferably, 1 to 12 h.

The compound of formula (IVk) may also be prepared by a reaction between (IIIh) where all symbols are as defined earlier and a compound of formula (IVl)



where R⁸ is a hydrogen atom and all other symbols are as defined earlier.

The reaction of compound of formula (IIIh) where all symbols are as defined earlier and a compound of formula (IVl) where all symbols are as defined earlier may be carried out in the presence of solvents such as THF, DMF, DMSO, DME and the like or mixtures thereof. The reaction may be carried out in an inert atmosphere which is maintained by using inert gases such as N₂, Ar or He. The reaction may be effected in the presence of a base such as K₂CO₃, Na₂CO₃ or NaH or mixtures thereof. Acetone may be used as a solvent when K₂CO₃ or Na₂CO₃ is used as a base. The reaction temperature may range from 20 °C - 120 °C, preferably at a temperature in the range of 30 °C - 80 °C. The duration of the reaction may range from 1 to 24 hours, preferably from 2 to 12 hours.

As used in this application the term neat means the reaction is carried out without the use of solvent. The pharmaceutically acceptable salts are prepared by reacting the compound of formula (I) with 1 to 4 equivalents of a base such as sodium hydroxide, sodium methoxide, sodium hydride, potassium t-butoxide, calcium hydroxide, magnesium hydroxide and the like, in solvents like ether, THF, methanol, t-butanol, dioxane, isopropanol, ethanol etc. Mixtures of solvents may be used. Organic bases like lysine, arginine, diethanolamine, choline, guanidine and their derivatives etc. may also be used. Alternatively, acid addition salts wherever applicable are prepared by treatment with acids such as hydrochloric acid, hydrobromic acid, nitric acid, sulfuric acid, phosphoric acid, p-toluenesulphonic acid, methanesulfonic acid, acetic acid, citric acid, maleic acid, salicylic acid, hydroxynaphthoic acid, ascorbic acid, palmitic acid, succinic acid, benzoic acid, benzenesulfonic acid, tartaric acid and the like in solvents like ethyl

acetate, ether, alcohols, acetone, THF, dioxane etc. Mixtures of solvents may also be used.

The stereoisomers of the compounds forming part of this invention may be prepared by using reactants in their single enantiomeric form in the process wherever possible or by conducting the reaction in the presence of reagents or catalysts in their
5 single enantiomer form or by resolving the mixture of stereoisomers by conventional methods. Some of the preferred methods include use of microbial resolution, resolving the diastereomeric salts formed with chiral acids such as mandelic acid, camphorsulfonic acid, tartaric acid, lactic acid, and the like wherever applicable or chiral bases such as
10 brucine, cinchona alkaloids and their derivatives and the like. Commonly used methods are compiled by Jaques et al in "Enantiomers, Racemates and Resolution" (Wiley Interscience, 1981). More specifically the compound of formula (I) where YR¹⁰ represents OH may be converted to a 1:1 mixture of diastereomeric amides by treating with chiral amines, aminoacids, aminoalcohols derived from aminoacids; conventional
15 reaction conditions may be employed to convert acid into an amide; the diastereomers may be separated either by fractional crystallization or chromatography and the stereoisomers of compound of formula (I) may be prepared by hydrolyzing the pure diastereomeric amide.

Various polymorphs of a compound of general formula (I) forming part of this
20 invention may be prepared by crystallization of compound of formula (I) under different conditions. For example, using different solvents commonly used or their mixtures for recrystallization; crystallizations at different temperatures; various modes of cooling, ranging from very fast to very slow cooling during crystallizations. Polymorphs may also be obtained by heating or melting the compound followed by gradual or fast cooling. The
25 presence of polymorphs may be determined by solid probe nmr spectroscopy, ir spectroscopy, differential scanning calorimetry, powder X-ray diffraction or such other techniques.

The compounds of general formula (I) are useful in the treatment and/or prophylaxis of insulin resistance (type II diabetes), leptin resistance, impaired glucose
30 tolerance, dyslipidemia, disorders related to syndrome X such as hypertension, obesity, insulin resistance, coronary heart disease, and other cardiovascular disorders. These compounds may also be useful as aldose reductase inhibitors, for improving cognitive

functions in dementia, treating diabetic complications, disorders related to endothelial cell activation, psoriasis, polycystic ovarian syndrome (PCOS), inflammatory bowel diseases, osteoporosis and for the treatment of cancer. The compounds of the present inventions are useful in the treatment and/or prophylaxis of arteriosclerosis and/or xanthoma in
5 combination with one or more HMG CoA reductase inhibitors, hypolipidemic/
hypolipoproteinemic agents such as fibric acid derivatives, nicotinic acid, cholestyramine, colestipol or probucol. The compounds of the present invention in combination with HMG CoA reductase inhibitors and/or hypolipidemic/hypolipoprotein agents can be administered together or within such a period to act synergistically. The HMG CoA
10 reductase inhibitors may be selected from those used for the treatment or prevention of hyperlipidemia such as lovastatin, pravastatin, simvastatin, fluvastatin, atorvastatin, cerivastatin and their analogs thereof. Suitable fibric acid derivative may gemfibrozil, clofibrate, fenofibrate, ciprofibrate, benzaifibrate and their analogs.

The present invention also provides pharmaceutical compositions, containing the
15 compounds of the general formula (I), as defined above, their tautomeric forms, their stereoisomers, their polymorphs, their pharmaceutically acceptable salts, or their pharmaceutically acceptable solvates in combination with the usual pharmaceutically employed carriers, diluents and the like.

The pharmaceutical composition may be in the forms normally employed, such as
20 tablets, capsules, powders, syrups, solutions, suspensions and the like, may contain flavorants, sweeteners etc. in suitable solid or liquid carriers or diluents, or in suitable sterile media to form injectable solutions or suspensions. Such compositions typically contain from 1 to 20 %, preferably 1 to 10 % by weight of active compound, the remainder of the composition being pharmaceutically acceptable carriers, diluents or
25 solvents.

The compound of the formula (I) as defined above are clinically administered to mammals, including man, via either oral or parenteral routes. Administration by the oral route is preferred, being more convenient and avoiding the possible pain and irritation of injection. However, in circumstances where the patient cannot swallow the medication,
30 or absorption following oral administration is impaired, as by disease or other abnormality, it is essential that the drug be administered parenterally. By either route, the dosage is in the range of about 0.01 to about 50 mg / kg body weight of the subject per

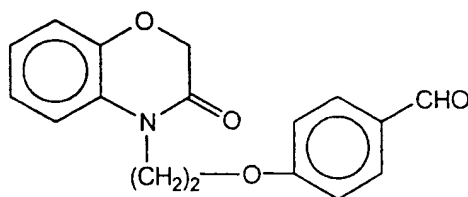
day or preferably about 0.01 to about 30 mg / kg body weight per day administered singly or as a divided dose. However, the optimum dosage for the individual subject being treated will be determined by the person responsible for treatment, generally smaller doses being administered initially and thereafter increments made to determine the most
5 suitable dosage.

Suitable pharmaceutically acceptable carriers include solid fillers or diluents and sterile aqueous or organic solutions. The active compound will be present in such pharmaceutical compositions in the amounts sufficient to provide the desired dosage in the range as described above. Thus, for oral administration, the compounds can be
10 combined with a suitable solid, liquid carrier or diluent to form capsules, tablets, powders, syrups, solutions, suspensions and the like. The pharmaceutical compositions, may, if desired, contain additional components such as flavorants, sweeteners, excipients and the like. For parenteral administration, the compounds can be combined with sterile aqueous or organic media to form injectable solutions or suspensions. For example,
15 solutions in sesame or peanut oil, aqueous propylene glycol and the like can be used, as well as aqueous solutions of water-soluble pharmaceutically-acceptable acid addition salts or salts with base of the compounds. The injectable solutions prepared in this manner can then be administered intravenously, intraperitoneally, subcutaneously, or intramuscularly, with intramuscular administration being preferred in humans.

20 The invention is explained in detail in the examples given below which are provided by way of illustration only and therefore should not be construed to limit the scope of the invention.

Preparation I

4-[2-(3-Oxo-2H-1,4-benzoxazin-4-yl)ethoxy]benzaldehyde



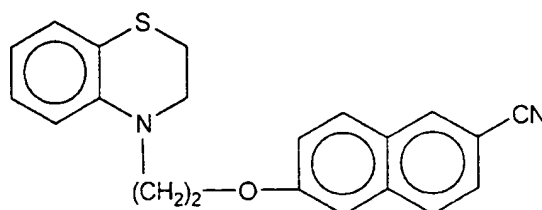
25 A mixture of 2H-1,4-benzoxazin-3-(4H)-one (1.6 g, 10.7 mmol), 4-(2-bromoethoxy)benzaldehyde (2.95 g, 12.8 mmol) and potassium carbonate (5.93 g, 42.97 mmol) in dry dimethyl formamide (30 mL) was stirred at 80 °C for 10 h.

Water (100 mL) was added and extracted with ethyl acetate (2 x 75 mL). The combined organic layers were washed with water (50 mL), brine (50 mL), dried (Na_2SO_4), filtered and the solvent was evaporated. The residue was chromatographed over silica gel using a mixture of ethyl acetate and pet. ether (2 : 8) to afford the title compound (2.9 g, 91 %) as a colorless solid. mp : 75 - 78 °C.

^1H NMR (CDCl_3 , 200 MHz): 4.37 (s, 4H), 4.62 (s, 2H), 6.96 - 7.26 (complex, 6H), 7.82 (d, $J = 8.4$ Hz, 2H), 9.89 (s, 1H).

Preparation 2

6-[2-(2,3-Dihydro-1,4-benzothiazin-4-yl)ethoxy]cyanonaphthalene



10

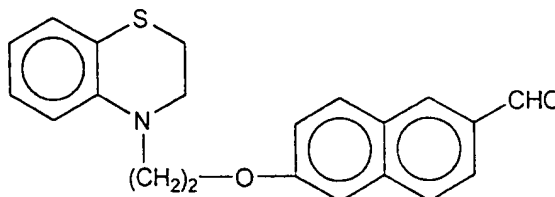
A mixture of 2-(2,3-dihydro-1,4-benzothiazin-4-yl)ethyl methanesulfonate (0.49 g, 1.82 mmol), 2-hydroxy-6-cyanonaphthalene (0.28 g, 1.65 mmol) and potassium carbonate (1.15 g, 8.28 mmol) in dry dimethyl formamide (15 mL) was stirred at 80 °C for 12 h. Water (50 mL) was added and extracted with ethyl acetate (2 x 25 mL). The combined ethyl acetate layer was washed with water (25 mL), brine (20 mL), dried (Na_2SO_4), filtered and the solvent was evaporated under reduced pressure. The residue was chromatographed over silica gel using a mixture of ethyl acetate and pet. ether to afford the title compound (0.41 g, 72 %) as a pale yellow solid. mp : 94 - 96 °C.

^1H NMR (CDCl_3 , 200 MHz): 3.05 (t, $J = 5.21$ Hz, 2H), 3.79 - 3.85 (complex, 4H), 4.31 (t, $J = 5.82$ Hz, 2H), 6.64 - 6.78 (complex, 2H), 6.97 - 7.25 (complex, 4H), 7.53 - 7.80 (complex, 3H), 8.13 (s, 1H).

20

Preparation 3

6-[2-(2,3-Dihydro-1,4-benzothiazin-4-yl)ethoxy]naphthaldehyde



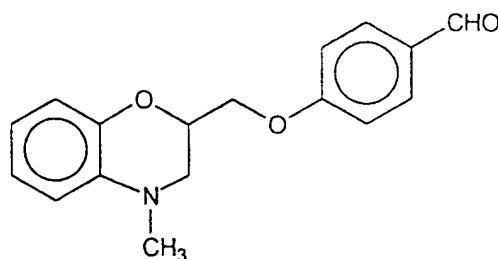
To a solution of 6-[2-(2,3-dihydro-1,4-benzothiazin-4-yl)ethoxy]cyano-naphthalene (8 g, 22.9 mmol) obtained in preparation 2 in dry tetrahydrofuran (15 mL) was added diisobutyl aluminum hydride (93 mL, 20 % in toluene) at - 70 °C over a period of 1h. After the addition reaction mixture was stirred at 25 °C for 16 h. At the end of this
5 time, ethyl formate (20 mL) was added and stirred for 1 h at 25 °C. Saturated ammonium chloride solution (15 mL) was added. The reaction mixture was acidified with 10 % sulphuric acid and extracted with ethyl acetate (2 x 75 mL). The combined ethyl acetate layer was washed with water (2 x 50 mL), brine (50 mL), dried (Na₂SO₄), filtered and the solvent was evaporated under reduced pressure. The residue was chromatographed over
10 silica gel using a mixture of ethyl acetate and pet. ether (10 : 90) to afford the title compound (4.5 g, 56 %) as a pale yellow solid. mp : 100 - 102 °C.

¹H NMR (CDCl₃, 200 MHz) : 3.06 (t, J = 5.2 Hz, 2H), 3.72 - 3.86 (complex, 4H), 4.33 (t, J = 5.67 Hz, 2H), 6.60 - 6.79 (complex, 2H), 6.97 - 7.25 (complex, 4H), 7.74 - 7.93 (complex, 3H), 8.25 (s, 1H), 10.09 (s, 1H).

15

Preparation 4

4-[4-Methyl-3,4-dihydro-2H-1,4-benzoxazin-2-yl]methoxybenzaldehyde



To a solution of 4-methyl-3,4-dihydro-2H-1,4-benzoxazin-2-methanol (6.0 g, 33.51 mmol) in dichloromethane (20 mL) was added triethylamine (10.15 g, 100.5 mmol) under nitrogen atmosphere at 25 °C. Methanesulfonyl chloride (5.75 g, 50.25 mmol) was
20 added to the above reaction mixture at 0 °C and stirring was continued for further 10 h at 25 °C. Water (50 mL) was added and extracted with chloroform (2 x 25 mL). The combined organic extracts were washed with water (50 mL), dried (Na₂SO₄), filtered and the solvent was evaporated under reduced pressure. The residue was chromatographed
25 over silica gel using a mixture of ethyl acetate and hexane (2 : 8) to yield (4-methyl-3,4-dihydro-2H-1,4-benzoxazin-2-yl)methyl methanesulfonate (3.7 g, 43 %) as a syrup.

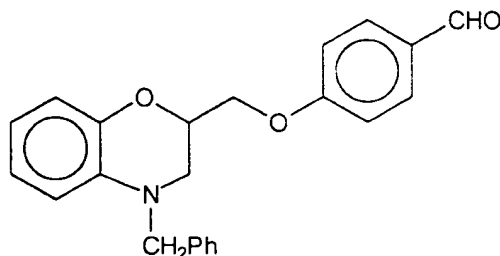
^1H NMR (CDCl_3 , 200 MHz): 2.88 (s, 3H), 3.07 (s, 3H), 3.13 - 3.31 (complex, 2H), 4.41 (d, $J = 5.2$ Hz, 2H), 4.53 - 4.55 (complex, 1H), 6.81 - 6.89 (complex, 4H).

A mixture of (4-methyl-3,4-dihydro-2H-1,4-benzoxazin-4-yl)methyl methanesulfonate (3.7 g, 14.39 mmol), 4-hydroxy benzaldehyde (2.6 g, 21.29 mmol) and potassium carbonate (5.9 g, 42.7 mmol) in dry dimethyl formamide (30 mL) was stirred at 80 °C for 10 h. Water (100 mL) was added and extracted with ethyl acetate (2 x 70 mL). The combined organic layers were washed with water (50 mL), brine (50 mL) and dried (Na_2SO_4), filtered and the solvent was evaporated under reduced pressure. The residue was chromatographed over silica gel using a mixture of ethyl acetate and pet. ether (2 : 8) to afford the title compound (1.3 g, 32 %) as a thick liquid.

^1H NMR (CDCl_3 , 200 MHz): 2.93 (s, 3H), 3.24 - 3.46 (complex, 2H), 4.14 - 4.37 (complex, 2H), 4.68 - 4.71 (complex, 1H), 6.72 - 7.10 (complex, 6H), 7.86 (d, $J = 8.8$ Hz, 2H), 9.92 (s, 1H).

Preparation 5

15 **4-[4-Benzyl-3,4-dihydro-2H-1,4-benzoxazin-2-yl]methoxybenzaldehyde**

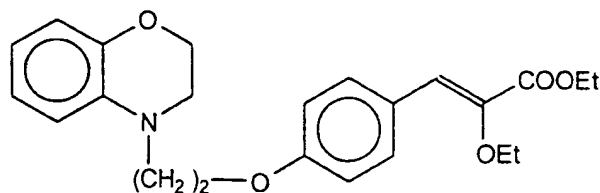


The title compound (3.2 g, 80 %) was prepared as a pale yellow solid from 4-benzyl-3,4-dihydro-2H-1,4-benzoxazin-2-methanol (4.0 g, 15.68 mmol) by a procedure similar to that described for preparation 4. mp : 92 - 94 °C.

20 ^1H NMR (CDCl_3 , 200 MHz) : 3.38 - 3.43 (complex, 2H), 4.14 - 4.32 (complex, 2H), 4.46 (d, $J = 7.8$ Hz, 2H), 4.60 - 4.65 (complex, 1H), 6.65 - 6.89 (complex, 4H), 7.00 (d, $J = 8.8$ Hz, 2H), 7.32 (s, 5H), 7.83 (d, $J = 8.8$ Hz, 2H), 9.90 (s, 1H).

Example 1

25 **Ethyl (E/Z)-3-[4-[2-(2,3-dihydro-1,4-benzoxazin-4-yl)ethoxy]phenyl]-2-ethoxypropenoate**

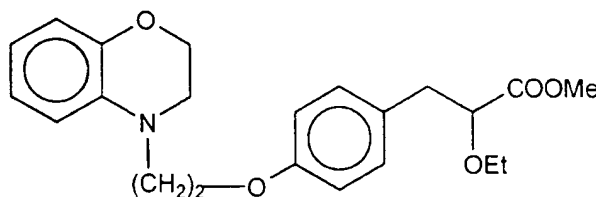


A solution of triethyl 2-ethoxyphosphonoacetate (W. Grell and H. Machleidt, *Annalen Chemie*, **1960**, 699, 53). (7.8 g, 29.1 mmol) in dry tetrahydrofuran (15 mL) was added slowly to a stirred, ice-cooled suspension of sodium hydride (60 % dispersion in oil) (1.39 g, 29.1 mmol) in dry tetrahydrofuran (5 mL) under nitrogen atmosphere. The mixture was stirred at 0 °C for 30 minutes followed by the addition of a solution of 4-[2-(2,3-dihydro-1,4-benzoxazin-4-yl)ethoxy]benzaldehyde (7.5 g, 26.5 mmol) which is prepared according to the process described in Preparation 1 disclosed in U.S. Patent Application No. 08/982,910, in dry tetrahydrofuran (20 mL). The mixture was allowed to warm to 25 °C and stirred further for 20 h. The solvent was evaporated and the residue was suspended in water (100 mL) and extracted with ethyl acetate (2 x 75 mL). The combined ethyl acetate layers were washed with water (75 mL), brine (50 mL), dried (Na₂SO₄), filtered and the solvent was evaporated under reduced pressure. The residue was chromatographed over silica gel using a mixture of ethyl acetate and petroleum ether (2 : 8) as eluent to afford the title compound (8.0 g, 75 %) a gum as a 65:35 *Z:E* mixture of geometric isomers (R. A. Aitken and G. L. Thom. *Synthesis*. **1989**, 958).

¹H NMR (CDCl₃, 200 MHz) : 1.18 and 1.36 (combined 6H, isomeric OEt, triplet signals), 3.51 (t, J = 4.48 Hz, 2H), 3.71 (t, J = 5.39 Hz, 2H), 3.89 - 4.03 (complex, 2H), 4.10 - 4.34 (complex, 6H), 6.07 (s, 0.35H, *E* olefinic proton), 6.63 - 7.14 (complex, 6.65H), 7.73 (d, J = 8.72 Hz, 2H).

Example 2

Methyl 3-[4-[2-(2,3-dihydro-1,4-benzoxazin-4-yl)ethoxy]phenyl]-2-ethoxy propanoate

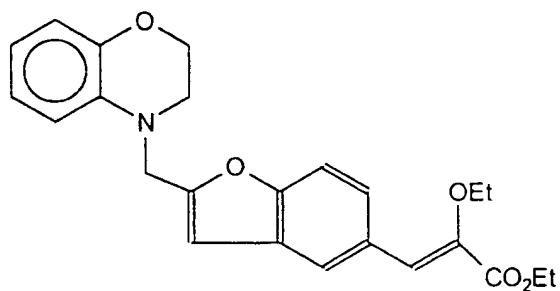


A mixture of ethyl (E/Z)-3-[4-[2-(2,3-dihydro-1,4-benzoxazin-4-yl)ethoxy]phenyl]-2-ethoxypropenoate (8.0 g, 20.0 mmol) obtained in example 1 and magnesium turnings (9.64 g, 396.7 mmol) in dry methanol (50 mL) was stirred at 25 °C for 20 h. At the end of this time water (50 mL) was added and pH was adjusted to *ca* 7.0 using 10 % aqueous hydrochloric acid and the solution was extracted with ethyl acetate (2 x 10 mL). The combined organic extract was washed with water (75 mL), brine (75 mL), dried (Na₂SO₄), filtered and the solvent was removed under reduced pressure. The residue was chromatographed over silica gel using a mixture of ethyl acetate and pet. ether (2 : 8) as an eluent to get the title compound (5.0 g, 64 %) as a gummy liquid.

¹H NMR (CDCl₃, 200 MHz) : 1.15 (t, J = 7.0 Hz, 3H), 2.93 (d, J = 6.64 Hz, 2H), 3.23 - 3.38 (complex, 1H), 3.43 - 3.72 (complex, 8H), 3.97 (t, J = 6.9 Hz, 1H), 4.14 (t, J = 5.81 Hz, 2H), 4.19 (t, J = 4.2 Hz, 2H), 6.55 - 6.83 (complex, 6H), 7.13 (d, J = 8.39 Hz, 2H).

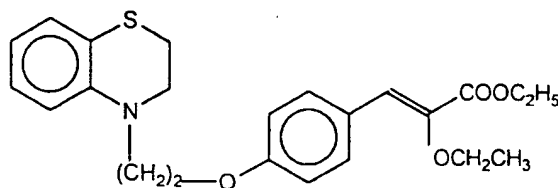
Example 3

Ethyl (E/Z)-3-[2-(2,3-dihydro-1,4-benzoxazin-4-yl)methylbenzofuran-5-yl]-2-ethoxypropenoate



The title compound (0.8 g, 58 %) was prepared as a gummy material from 5-formyl-2-(2,3-dihydro-1,4-benzoxazin-4-yl)methyl benzofuran (1.0 g, 3.41 mmol) by a procedure analogous to that described in example 1.

¹H NMR (CDCl₃, 200 MHz) : 1.06 and 1.38 (6H, OCH₂CH₃ and OCH₂CH₃, triplet signals), 3.48 (t, J = 4.98 Hz, 2H), 3.89 - 4.18 (complex, 2H), 4.28 - 4.40 (complex, 4H), 4.54 and 4.56 (combined, 2H, -NCH₂-signals), 6.20 (0.5 H, E isomer of olefinic proton), 6.52 and 6.59 (combined, 1H), 6.65 - 6.83 (complex, 2.5 H), 7.08 - 7.11 (complex, 1H), 7.32 - 7.44 (complex, 2H), 7.69 (d, J = 8.3 Hz, 1H), 7.99 (s, 1H).

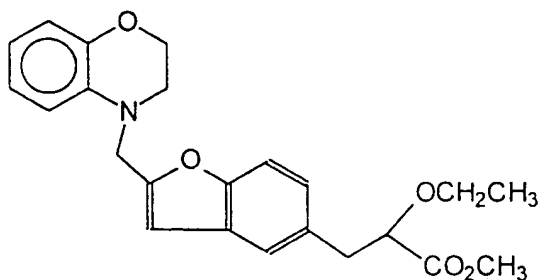
Example 4**Ethyl (E/Z)-3-[4-[2-(2,3-dihydro-1,4-benzothiazin-4-yl)ethoxy]phenyl]-2-ethoxypropenoate**

5 The title compound was prepared as a 38 : 62 ratio of geometric isomers (as measured by ^1H NMR) (3.2 g, 71 %) as a gum, from 4-[2-(2,3-dihydro-1,4-benzothiazin-4-yl)ethoxy]benzaldehyde (3.3 g, 11.03 mmol) prepared according to the process described in Preparation 2 disclosed in Patent Application 08/982,910 by a method analogous to that described in example 1.

10 ^1H NMR (CDCl_3 , 200 MHz) : 1.14 and 1.35 (combined, 6H, isomeric - OCH_2CH_3 triplet signals), 3.02 (t, $J = 4.9$ Hz, 2H), 3.69 - 3.88 (complex, 4H), 3.92 - 4.03 (complex, 2H), 4.12 - 4.33 (complex, 4H), 6.06 (s, 0.38 H, E olefinic proton), 6.61 - 7.14 (complex, 6.62 H), 7.73 (d, $J = 8.81$ Hz, 2H).

Example 5

15 **Methyl 3-[2-(2,3-dihydro-1,4-benzoxazin-4-yl)methylbenzofuran-5-yl]-2-ethoxypropanoate**



The title compound (0.6 g, 78 %) was prepared as a gum from Ethyl (E/Z)-3-[2-(2,3-dihydro-1,4-benzoxazin-4-yl)methylbenzofuran-5-yl]-2-ethoxypropanoate (0.8 g, 1.96 mmol) obtained in example 3 by a procedure analogous to that described for example 2.

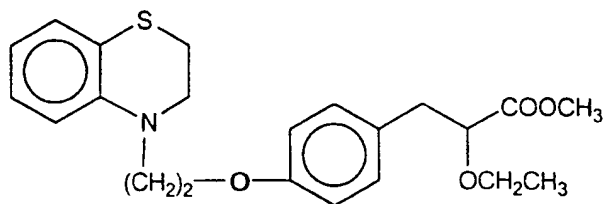
^1H NMR (CDCl_3 , 200 MHz) : 1.15 (t, $J = 7.0$ Hz, 3H), 3.07 (d, $J = 5.8$ Hz, 2H), 3.28 - 3.67 (complex, 4H), 3.70 (s, 3H), 4.03 (t, $J = 6.0$ Hz, 1H), 4.28 (t, $J = 4.47$ Hz, 2H),

4.54 (s, 2H), 6.52 (s, 1H), 6.62 - 6.89 (complex, 4H), 7.10 (d, J = 7.05 Hz, 1H), 7.35 (complex, 2H).

Example 6

Methyl-3-[4-[2-(2,3-dihydro-1,4-benzothiazin-4-yl)ethoxy]phenyl]-2-ethoxypropanoate

5



The title compound (2.3 g, 76 %) was prepared as a gummy liquid from ethyl (E/Z)-3-[4-[2-(2,3-dihydro-1,4-benzothiazin-4-yl)ethoxy]phenyl]-2-ethoxypropenoate (3.1 g, 7.50 mmol) obtained in example 4 by an analogous procedure to that described in example 2.

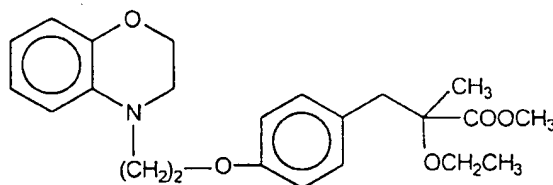
10

$^1\text{H NMR}$ (CDCl_3 , 200 MHz) : 1.15 (t, J = 7.01 Hz, 3H), 2.93 (d, J = 6.65 Hz, 2H), 3.03 (t, J = 5.21 Hz, 2H), 3.23 - 3.41 (complex, 1H), 3.52 - 3.80 (complex, 8H), 3.97 (t, J = 7.01 Hz, 1H), 4.14 (t, J = 5.81 Hz, 2H), 6.61 - 6.82 (complex, 4H), 6.92 - 7.05 (complex, 2H), 7.13 (d, J = 8.53 Hz, 2H).

15

Example 7

Methyl 2-methyl-3-[4-[2-(2,3-dihydro-1,4-benzoxazin-4-yl)ethoxy]phenyl]-2-ethoxypropanoate



To a solution of methyl 3-[4-[2-(2,3-dihydro-1,4-benzoxazin-4-yl)ethoxy]phenyl]-2-ethoxypropanoate (0.6 g, 1.5 mmol) obtained in example 2 in dry tetrahydrofuran (5 mL) was added lithium diisopropyl amide (5.25 mL, 0.5 mL solution in THF / hexane) at $-78\text{ }^\circ\text{C}$. After stirring for 1h at $-78\text{ }^\circ\text{C}$, methyl iodide (0.75 mL) was added and the reaction mixture was allowed to warm to room temperature (*ca* $25\text{ }^\circ\text{C}$) and stirred for further 20 h at the same temperature. Water (20 mL) was added, acidified with 1 N hydrochloric acid and extracted with ethyl acetate (2 x 25 mL). The combined ethyl

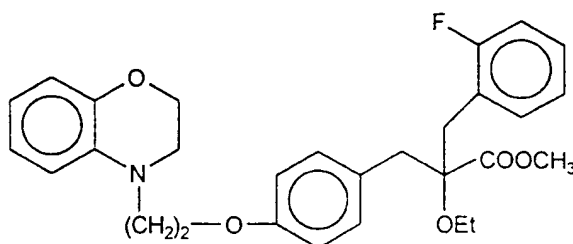
25

acetate layer was washed with water (25 mL), brine (25 mL), dried (Na_2SO_4), filtered and the solvent was evaporated under reduced pressure to afford the title compound (0.5 g, 80 %) as an oil.

$^1\text{H NMR}$ (CDCl_3 , 200 MHz) : 1.21 (t, $J = 6.97$ Hz, 3H), 1.31 (s, 3H), 2.95 (s, 2H), 3.32 - 3.58 (complex, 4H), 3.62 - 3.84 (complex, 5H), 4.14 (t, $J = 5.81$ Hz, 2H), 4.22 (t, $J = 4.25$ Hz, 2H), 6.55 - 6.88 (complex, 6H), 7.08 (d, $J = 8.63$ Hz, 2H).

Example 8

Methyl 2-(2-fluorobenzyl)-3-[4-[2-(2,3-dihydro-1,4-benzoxazin-4-yl)ethoxy]phenyl]-2-ethoxypropanoate



10

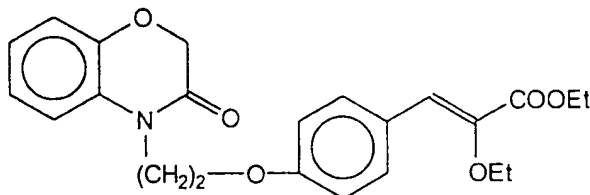
The title compound (0.6 g, 78 %) was prepared as a brown liquid from methyl 3-[4-[2-(2,3-dihydro-1,4-benzoxazin-4-yl)ethoxy]phenyl]-2-ethoxypropanoate (0.6 g, 1.5 mmol) obtained in example 2 by an analogous procedure to that described in example 7.

$^1\text{H NMR}$ (CDCl_3 , 200 MHz) : 1.22 (t, $J = 6.96$ Hz, 3H), 3.03 - 3.18 (complex, 4H), 3.51 (t, $J = 4.2$ Hz, 2H), 3.59 - 3.71 (complex, 7H), 4.14 (t, $J = 5.81$ Hz, 2H), 4.22 (t, $J = 4.24$ Hz, 2H), 6.42 - 6.85 (complex, 6H), 6.90 - 7.32 (complex 6H).

15

Example 9

Ethyl (E/Z)-3-[4-[2-(3-oxo-2H-1,4-benzoxazin-4-yl)ethoxy]phenyl]-2-ethoxypropenoate



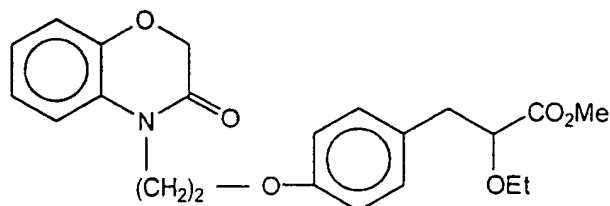
20

The title compound (3.9 g, 97 %) was obtained in 32 : 68 ratio of *E*:*Z* isomers as a white solid from 4-[2-(3-oxo-2H-1,4-benzoxazin-4-yl)ethoxy]benzaldehyde (2.9 g, 9.7 mmol) obtained in preparation 1 by an analogous procedure to that described in example 1. mp : 92 - 95 °C.

$^1\text{H NMR}$ (CDCl_3 , 200 MHz) : 1.13 - 1.43 (complex, 6H), 3.88 - 4.02 (complex, 2H), 4.07 - 4.40 (complex, 6H), 4.60 (s, 2H), 6.05 (s, 0.32 H, *E* olefinic proton), 6.76 - 7.32 (complex, 6.68 H), 7.71 (d, $J = 8.72$ Hz, 2H).

Example 10

5 Methyl 3-[4-[2-(3-oxo-2H-1,4-benzoxazin-4-yl)ethoxy]phenyl]-2-ethoxypropanoate



The title compound (1.0 g, 51 %) was prepared as a colorless syrup from ethyl (E/Z)-3-[4-[2-(3-oxo-2H-1,4-benzoxazin-4-yl)ethoxy]phenyl]-2-ethoxypropenoate (2.0 g, 4.8 mmol) obtained in example 9 by a procedure analogous to that described in example

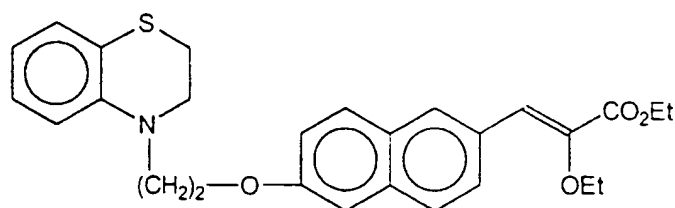
10 2.

$^1\text{H NMR}$ (CDCl_3 , 200 MHz) : 1.14 (t, $J = 7.0$ Hz, 3H), 2.92 (d, $J = 6.6$ Hz, 2H), 3.25 - 3.41 (complex, 1H), 3.53 - 3.61 (complex, 1H), 3.68 (s, 3H), 3.96 (t, $J = 7.0$ Hz, 1H), 4.21 - 4.32 (complex, 4H), 4.68 (s, 2H), 6.77 (d, $J = 8.63$ Hz, 2H), 6.98 - 7.33 (complex, 6H).

15

Example 11

Ethyl (E/Z)-3-[6-[2-(2,3-dihydro-1,4-benzothiazin-4-yl)ethoxy]naphthyl]-2-ethoxypropenoate



The title compound as a 1 : 1 mixture of E/Z isomers (1.74 g, 87 %) was prepared as a brown syrup from 6-[2-(2,3-dihydro-1,4-benzothiazin-4-yl)ethoxy] naphthaldehyde (1.5 g, 4.29 mmol) obtained in preparation 3 by a procedure analogous to that described in example 1.

$^1\text{H NMR}$ (CDCl_3 , 200 MHz) : 0.99 - 1.47 (complex, 6H), 3.06 (t, $J = 4.98$ Hz, 2H), 3.79 - 3.95 (complex, 4H), 3.99 - 4.18 (complex, 2H), 4.25 - 4.37 (complex, 4H),

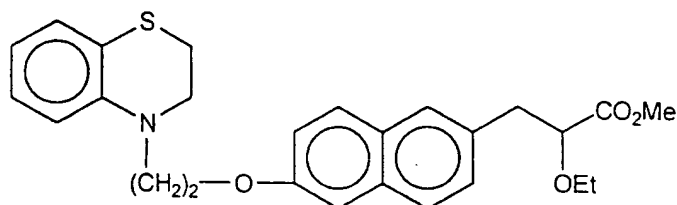
20

6.23 (s, 0.5 H, *E* olefinic proton), 6.59 - 6.79 (complex, 2H), 6.97 - 7.29 (complex, 4.5H), 7.57 - 7.95 (complex, 3H), 8.14 (s, 1H).

Example 12

Methyl 3-[6-[2-(2,3-dihydro-1,4-benzothiazin-4-yl)ethoxy]naphthyl]-2-ethoxypropanoate

5



The title compound (1.25 g, 75 %) was prepared as a colorless syrup from ethyl (*E/Z*)-3-[6-[2-(2,3-dihydro-1,4-benzothiazin-4-yl)ethoxy]naphthyl]-2-ethoxypropenoate (1.7 g, 3.67 mmol) obtained in example 11 by an analogous procedure to that described in example 2.

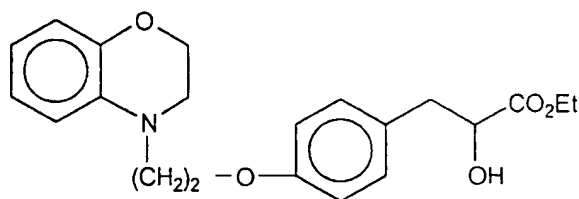
10

$^1\text{H NMR}$ (CDCl_3 , 200 MHz): 1.14 (t, $J = 7.06$ Hz, 3H), 3.06 (t, $J = 5.21$ Hz, 2H), 3.13 (d, $J = 7.15$ Hz, 2H), 3.29 - 3.37 (complex, 1H), 3.57 - 3.64 (complex, 1H), 3.70 (s, 3H), 3.77 - 3.83 (complex, 4H), 4.09 (t, $J = 7.2$ Hz, 1H), 4.25 (t, $J = 5.81$ Hz, 2H), 6.62 - 6.79 (complex, 2H), 6.96 - 7.36 (complex, 5H), 7.60 - 7.70 (complex, 3H).

15

Example 13

Ethyl 3-[4-[2-(2,3-dihydro-1,4-benzoxazin-4-yl)ethoxy]phenyl]-2-hydroxypropanoate

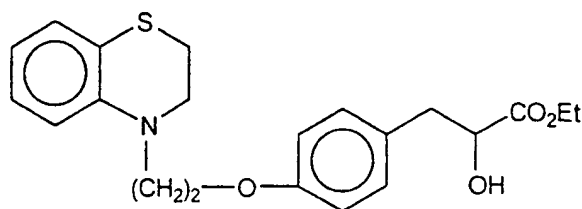


The title compound (0.14 g, 32 %) was prepared as a gummy liquid from 2-(2,3-dihydro-1,4-benzoxazin-4-yl)ethyl methanesulfonate (0.36 g, 1.42 mmol), potassium carbonate (0.80 g, 5.8 mmol) and ethyl 2-hydroxy-3-(4-hydroxyphenyl)propanoate (0.3 g, 1.42 mmol) using conditions analogous to that described in preparation 2.

20

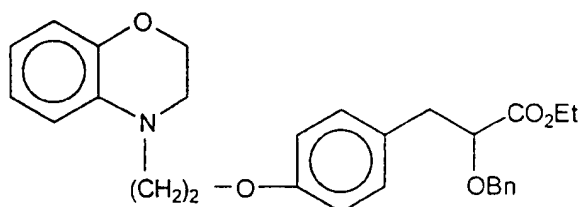
$^1\text{H NMR}$ (CDCl_3 , 200 MHz): 1.24 (t, $J = 7.15$ Hz, 3H), 2.71 (d, $J = 6.23$ Hz, 1H, D_2O exchangeable), 2.84-3.10 (complex, 2H), 3.50 (t, $J = 4.47$ Hz, 2H), 3.67 (t, $J = 5.48$ Hz, 2H), 4.11 - 4.26 (complex, 6H), 4.37 - 4.39 (complex, 1H), 6.61 - 6.86 (complex, 6H), 7.11 (d, $J = 8.62$ Hz, 2H).

25

Example 14**Ethyl 3-[4-[2-(2,3-dihydro-1,4-benzothiazin-4-yl)ethoxy]phenyl]-2-hydroxypropanoate**

5 The title compound (1.9 g, 17 %) was prepared as a gummy liquid from 2-(2,3-dihydro-1,4-benzothiazin-4-yl)ethyl methanesulfonate (8.2 g, 30.0 mmol), potassium carbonate (20.7 g, 150 mmol) and ethyl 2-hydroxy-3-(4-hydroxyphenyl)propanoate (6.3 g, 30.0 mmol) using conditions analogous to that described in preparation 2.

¹H NMR (CDCl₃, 200 MHz) : 1.29 (t, J = 7.11 Hz, 3H), 2.70 - 2.80 (bs, 1H, D₂O exchangeable), 2.82 - 3.15 (complex, 4H), 3.65 - 3.82 (complex, 4H), 4.10 - 4.30 (complex, 4H), 4.28 - 4.40 (complex, 1H), 6.62 - 6.89 (complex, 4H), 6.92 - 7.18 (complex, 4H).

Example 15**Ethyl 3-[4-[2-(2,3-dihydro-1,4-benzoxazin-4-yl)ethoxy]phenyl]-2-benzyloxypropanoate**

15 A solution of ethyl 3-[4-[2-(2,3-dihydro-1,4-benzoxazin-4-yl)ethoxy]phenyl]-2-hydroxypropanoate (0.5 g, 1.34 mmol) obtained in example 13 in dry dimethyl formamide (5 mL) was added to a stirred ice cooled suspension of sodium hydride (60 % dispersion in oil) (0.08 g, 1.66 mmol) in dry dimethyl formamide (3 mL) under nitrogen atmosphere. The reaction mixture was stirred at 0 °C for 30 minutes followed by the addition of benzyl bromide (0.46 g, 2.69 mmol). The mixture was allowed to warm to 25 °C and stirring was continued for further 18 h. Water (25 mL) was added and extracted with ethyl acetate (2 x 50 mL). The combined organic layer was washed with water (50

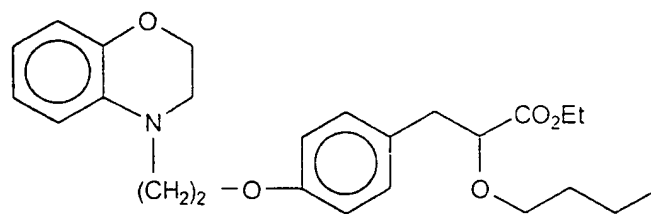
mL), brine (50 mL) and dried Na_2SO_4 and filtered. The solvent was evaporated under reduced pressure and the residue was chromatographed over silica gel using a mixture of ethyl acetate and pet. ether (2 : 8) as eluent to afford the title compound (0.3 g) along with benzyl 3-[4-[2-(2,3-dihydro-1,4-benzoxazin-4-yl)ethoxy]phenyl]-2-benzoyloxypropanoate.

5 This mixture (1 : 1) is used in example 47 without any separation.

^1H NMR (CDCl_3 , 200 MHz): 1.23 (t, $J = 7.05$ Hz, 1.5H), 2.99 (d, $J = 7.06$ Hz, 4H), 3.0 - 3.72 (complex, 8H), 4.05 - 4.30 (complex, 12H), 4.32 - 4.71 (complex, 4H), 5.13 (s, 2H), 6.55 - 6.89 (complex, 12H), 7.05 - 7.36 (complex, 19H).

Example 16

10 Ethyl 3-[4-[2-(2,3-dihydro-1,4-benzoxazin-4-yl)ethoxy]phenyl]-2-butoxypropanoate



The title compound (0.4 g, 52 %) was prepared as a gummy liquid from 2-(2,3-dihydro-1,4-benzoxazin-4-yl)ethyl methanesulfonate (0.46 g, 1.78 mmol), potassium carbonate (0.98 g, 7.12 mmol) and ethyl 2-butoxy-3-(4-hydroxyphenyl)propanoate (0.47 g, 1.78 mmol) using conditions analogous to that described in preparation 2.

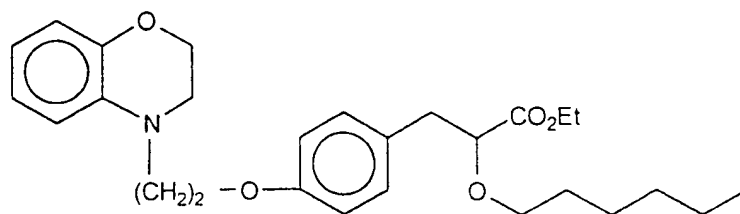
15

^1H NMR (CDCl_3 , 200 MHz): 0.84 (t, $J = 7.53$ Hz, 3H), 1.19 - 1.34 (complex, 5H), 1.43 - 1.55 (complex, 2H), 2.92 (d, $J = 6.32$ Hz, 2H), 3.22 - 3.36 (complex, 1H), 3.48 - 3.59 (complex, 3H), 3.68 (t, $J = 5.82$ Hz, 2H), 3.93 (t, $J = 6.2$ Hz, 1H), 4.11 - 4.24 (complex, 6H), 6.61 - 6.86 (complex, 6H), 7.13 (d, $J = 8.3$ Hz, 2H).

20

Example 17

Ethyl 3-[4-[2-(2,3-dihydro-1,4-benzoxazin-4-yl)ethoxy]phenyl]-2-hexyloxypropanoate

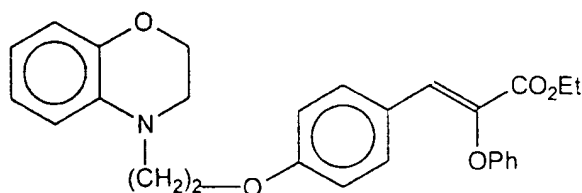


The title compound (0.31 g, 50 %) was prepared as a colorless syrup from 2-(2,3-dihydro-1,4-benzoxazin-4-yl)ethyl methanesulfonate (0.35 g, 1.3 mmol), potassium carbonate (0.75 g, 5.4 mmol) and ethyl 2-hexyloxy-3-(4-hydroxyphenyl) propanoate (0.4 g, 1.3 mmol) using conditions analogous to that described in preparation 2.

5 $^1\text{H NMR}$ (CDCl_3 , 200 MHz): 0.85 (t, $J = 5.72$ Hz, 3H), 1.20 - 1.34 (complex, 7H), 1.40 - 1.66 (complex, 4H), 2.93 (d, $J = 6.0$ Hz, 2H), 3.21 - 3.31 (complex, 1H), 3.49 - 3.60 (complex, 3H), 3.68 (t, $J = 5.72$ Hz, 2H), 3.93 (t, $J = 5.81$ Hz, 1H), 4.11 - 4.24 (complex, 6H), 6.62 - 6.81 (complex, 5 H), 7.09 - 7.16 (complex, 3H).

Example 18

10 **Ethyl (E/Z)-3-[4-[2-(2,3-dihydro-1,4-benzoxazin-4-yl)ethoxy]phenyl]-2-phenoxypropenoate**

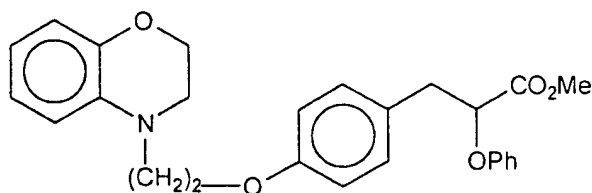


The title compound (0.92 g, 58 %) was prepared as a mixture of E : Z isomers (40 : 60) as a syrupy liquid from 4-[2-(2,3-dihydro-1,4-benzoxazin-4-yl)ethoxy]benzaldehyde
15 (1.0 g, 3.0 mmol) and triethyl 2-phenoxyphosphonoacetate (A. G. Schultz, *et. al. J. Org. Chem.*, **1983**, *48*, 3408) (1.3 g, 4.0 mmol) by an analogous procedure to that described in example 1.

$^1\text{H NMR}$ (CDCl_3 , 200 MHz): 1.06 and 1.18 (combined 3H, isomeric OCH_2CH_3 , triplet singals), 3.43 - 3.57 (complex, 2H), 3.64 - 3.75 (complex, 2H), 4.06 -
20 4.28 (complex, 6H), 6.60 - 6.90 (complex, 8H), 6.94 - 7.12 (complex, 2H), 7.22 - 7.45 (complex, 3H), 7.64 (d, $J = 8.72$ Hz, 1H).

Example 19

Methyl 3-[4-[2-(2,3-dihydro-1,4-benzoxazin-4-yl)ethoxy]phenyl]-2-phenoxypropanoate

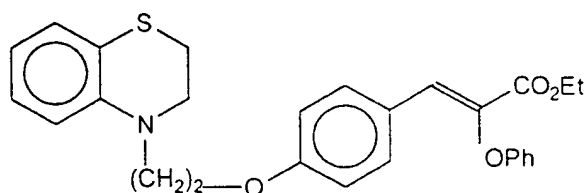


The title compound (0.49 g, 57 %) was prepared as a gummy material from ethyl (E/Z)-3-[4-[2-(2,3-dihydro-1,4-benzoxazin-4-yl)ethoxy]phenyl]-2-phenoxypropenoate (0.9 g, 2.0 mmol) obtained in example 18 by an analogous procedure to that described for example 2.

5 $^1\text{H NMR}$ (CDCl_3 , 200 MHz) : 3.17 (d, $J = 6.2$ Hz, 2H), 3.50 (t, $J = 4.3$ Hz, 2H), 3.65 - 3.70 (complex, 5H), 4.14 (t, $J = 5.76$ Hz, 2H), 4.21 (t, $J = 4.15$ Hz, 2H), 4.75 (t, $J = 6.4$ Hz, 1H), 6.61 - 6.98 (complex, 9H), 7.17 - 7.27 (complex, 4H).

Example 20

10 **Ethyl (E/Z)-3-[4-[2-(2,3-dihydro-1,4-benzothiazin-4-yl)ethoxy]phenyl]-2-phenoxypropenoate**

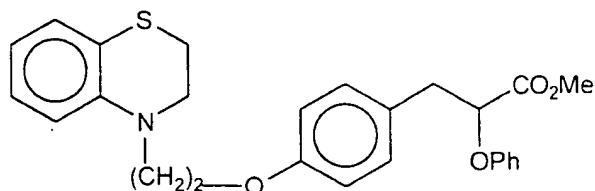


The title compound (3.7 g, 60 %) was prepared as a mixture of E : Z isomers (35 : 65) as a gummy material from 4-[2-(2,3-dihydro-1,4-benzothiazin-4-yl)ethoxy]benzaldehyde (4.0 g, 13.0 mmol) and triethyl 2-phenoxyphosphonoacetate (A. G. Schultz, *et. al. J. Org. Chem.* **1983**, *48*, 3408). (5.07 g, 16.0 mmol) by an analogous procedure to that described in example 1.

15 $^1\text{H NMR}$ (CDCl_3 , 200 MHz) : 1.05 - 1.36 (complex, 3H), 3.00 - 3.11 (complex, 2H), 3.64 - 3.85 (complex, 4H), 4.09 - 4.30 (complex, 4H), 6.58 - 7.13 (complex, 8H), 7.20 - 7.46 (complex, 4H), 7.65 (d, $J = 8.7$ Hz, 2H).

Example 21

20 **Methyl 3-[4-[2-(2,3-dihydro-1,4-benzothiazin-4-yl)ethoxy]phenyl]-2-phenoxypropanoate**



The title compound (2.3 g, 64 %) was prepared as a gummy material from ethyl (E/Z)-3-[4-[2-(2,3-dihydro-1,4-benzothiazin-4-yl)ethoxy]phenyl]-2-phenoxypropenoate

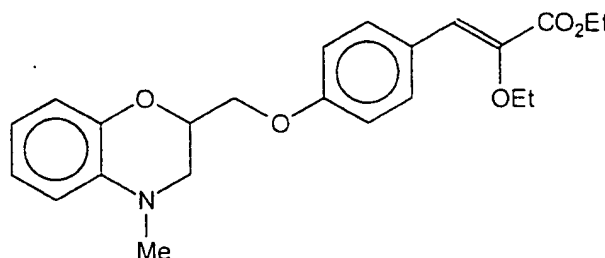
25

(3.7 g, 8.0 mmol) obtained in example 20 by an analogous procedure to that described for example 2.

$^1\text{H NMR}$ (CDCl_3 , 200 MHz): 2.99 (t, $J = 5.439$ Hz, 2H), 3.15 (d, $J = 5.99$ Hz, 2H), 3.60 - 3.78 (complex, 7H), 4.13 (t, $J = 5.4$ Hz, 2H), 4.74 (t, $J = 6.23$ Hz, 1H). 6.58 - 6.89 (complex, 6H), 6.90 - 7.06 (complex, 2H), 7.11 - 7.30 (complex, 5H).

Example 22

Ethyl (E/Z)-3-[4-(4-methyl-3,4-dihydro-2H-1,4-benzoxazin-2-yl)methoxyphenyl]-2-ethoxypropenoate

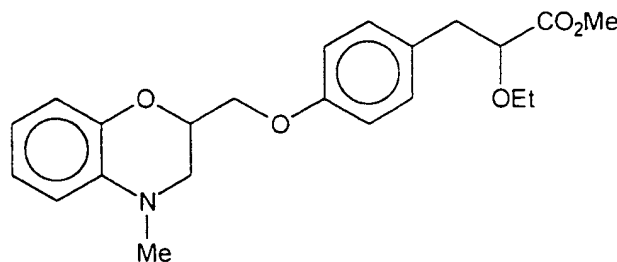


10 The title compound (0.4 g, 25 %) was prepared as a mixture of E : Z isomers (1 : 1) as a brown liquid from 4-(4-methyl-3,4-dihydro-2H-1,4-benzoxazin-2-yl)methoxybenzaldehyde (1.2 g, 4.24 mmol) obtained in preparation 4 by an analogous procedure to that described in example 1.

15 $^1\text{H NMR}$ (CDCl_3 , 200 MHz): 1.36 (t, $J = 7.1$ Hz, 6H), 2.90 (s, 3H), 3.26 - 3.45 (complex, 2H), 3.99 (q, $J = 7.2$ Hz, 2H), 4.10 - 4.38 (complex, 4H), 4.50 - 4.60 (complex, 1H), 6.70 (d, $J = 7.47$ Hz, 2H), 6.81 - 6.90 (complex, 5H), 7.75 (d, $J = 8.8$ Hz, 2H).

Example 23

Methyl 3-[4-(4-methyl-3,4-dihydro-2H-1,4-benzoxazin-2-yl)methoxyphenyl]-2-ethoxypropanoate



20

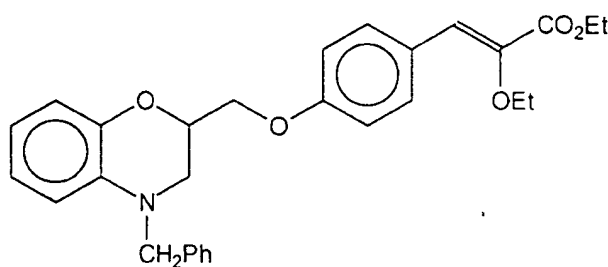
The title compound (0.25 g, 65 %) was prepared as a thick liquid from ethyl (E/Z)-3-[4-(4-methyl-3,4-dihydro-1,4-benzoxazin-2-yl)methoxyphenyl]-2-

ethoxypropenoate (0.4 g, 1.0 mmol) obtained in example 22 by an analogous procedure to that described in example 2.

$^1\text{H NMR}$ (CDCl_3 , 200 MHz): 1.16 (t, $J = 7.0$ Hz, 3H), 2.89 (s, 3H), 2.95 (d, $J = 6.2$ Hz, 2H), 3.19 - 3.41 (complex, 3H), 3.55 - 3.66 (complex, 1H), 3.70 (s, 3H), 3.95 - 4.24 (complex, 3H), 4.60 - 4.64 (complex, 1H), 6.64 - 7.08 (complex, 6H), 7.15 (d, $J = 8.4$ Hz, 2H).

Example 24

Ethyl (E/Z)-3-[4-(4-benzyl-3,4-dihydro-2H-1,4-benzoxazin-2-yl)methoxyphenyl]-2-ethoxypropenoate



10

The title compound (3.0 g, 76 %) was prepared as E:Z isomers (1 : 1), as a syrupy liquid from 4-[4-benzyl-3,4-dihydro-2H-1,4-benzoxazin-2-yl)methoxybenzaldehyde (3.0 g, 8.35 mmol) obtained in preparation 5 by a procedure analogous to that described for example 1.

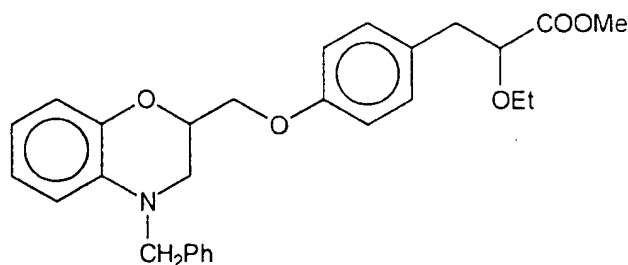
15

$^1\text{H NMR}$ (CDCl_3 , 200 MHz): 1.33 - 1.40 (complex, 6H), 3.39 - 3.44 (complex, 2H), 3.99 (q, $J = 7.0$ Hz, 2H), 4.11 - 4.38 (complex, 4H), 4.46 (d, $J = 5.0$ Hz, 2H), 4.52 - 4.66 (complex, 1H), 6.60 - 6.97 (complex, 7H), 7.28 (s, 5H), 7.75 (d, $J = 8.8$ Hz, 2H).

Example 25

Methyl 3-[4-(4-benzyl-3,4-dihydro-2H-1,4-benzoxazin-2-yl)methoxyphenyl]-2-ethoxypropanoate

20

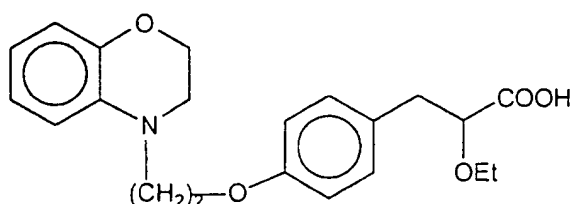


The title compound (1.5 g, 100 %) was prepared from ethyl (E/Z)-3-[4-(4-benzyl-3,4-dihydro-2H-1,4-benzoxazin-2-yl)methoxyphenyl]-2-ethoxypropenoate (1.5 g, 3.17 mmol) obtained in example 24 by an analogous procedure to that described in example 2.

¹H NMR (CDCl₃, 200 MHz): 1.17 (t, J = 7.0 Hz, 3H), 2.96 (d, J = 6.6 Hz, 2H), 3.31 - 3.57 (complex, 3H), 3.60 - 3.70 (complex, 1H), 3.71 (s, 3H), 3.97 - 4.26 (complex, 3H), 4.47 (d, J = 4.0 Hz, 2H), 4.56 - 4.61 (complex, 1H), 6.68 - 6.90 (complex, 6H), 7.15 (d, J = 8.5 Hz, 2H), 7.29 (s, 5H).

Example 26

3-[4-[2-(2,3-Dihydro-1,4-benzoxazin-4-yl)ethoxy]phenyl]-2-ethoxypropanoic acid



10

To a solution of methyl 3-[4-[2-(2,3-dihydro-1,4-benzoxazin-4-yl)ethoxy]phenyl]-2-ethoxy propanoate (4.7 g, 12.2 mmol) obtained in example 2 in methanol (50 mL) was added aqueous 10 % sodium hydroxide (28 mL). The mixture was stirred at 25 °C for 3h. The solvent was removed under reduced pressure and the residue was acidified with 2N hydrochloric acid extracted with ethyl acetate (2 x 100 mL). The combined ethyl acetate layers were washed with water (75 mL), brine (50 mL), dried (Na₂SO₄), filtered and the solvent was evaporated under reduced pressure. The residue was chromatographed over silica gel using ethyl acetate to give the title compound (3.0 g, 66 %) as a syrupy liquid.

15

¹H NMR (CDCl₃, 200 MHz): 1.17 (t, J = 6.96 Hz, 3H), 2.85 - 3.12 (complex, 2H), 3.40 - 3.61 (complex, 4H), 3.69 (t, J = 5.72 Hz, 2H), 4.04 (dd, J = 7.38 and 4.27 Hz, 1H), 4.10 - 4.28 (complex, 4H), 6.52 - 6.85 (complex, 6H), 7.14 (d, J = 8.6 Hz, 2H).

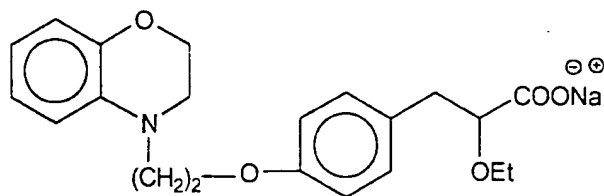
20

COOH proton is too broad to observe.

Example 27

3-[4-[2-(2,3-Dihydro-1,4-benzoxazin-4-yl)ethoxy]phenyl]-2-ethoxypropanoic acid, sodium salt

25

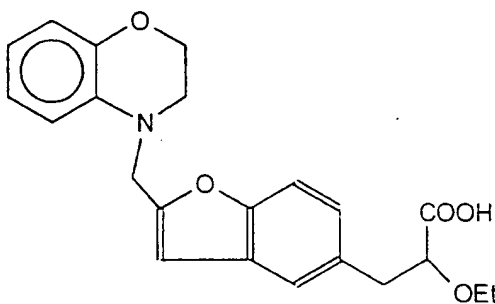


A mixture of 3-[4-[2-(2,3-dihydro-1,4-benzoxazin-4-yl)ethoxy]phenyl]-2-ethoxypropanoic acid (0.15 g, 0.4 mmol) obtained in example 26 and sodium methoxide (23.4 mg) in methanol (5 mL) was stirred at 25 °C for 2h. The solvent was removed and the residue was triturated with dry ether (3 x 10 mL). The precipitated solids were filtered, washed with dry ether (2 x 5 mL) and dried over P₂O₅ under vacuum to afford the title compound (0.12 g, 75 %) as a colorless hygroscopic solid.

¹H NMR (DMSO-d₆, 200 MHz) : δ 0.98 (t, J = 6.83 Hz, 3H), 2.60-2.69 (complex, 1H), 2.78 - 2.92 (complex, 1H), 3.05 - 3.21 (complex, 2H), 3.41 - 3.75 (complex, 5H), 4.08 - 4.21 (complex, 4H), 6.49 - 6.85 (complex, 6H), 7.12 (d, J = 8.3 Hz, 2H).

Example 28

3-[2-(2,3-Dihydro-1,4-benzoxazin-4-yl)methylbenzofuran-5-yl]-2-ethoxy-propanoic acid



15

The title compound (0.5 g, 87 %) was prepared as a gummy material from methyl 3-[2-(2,3-dihydro-1,4-benzoxazin-4-yl)methyl benzofuran-5-yl]-2-ethoxypropanoate (0.6 g, 1.51 mmol) obtained in example 5 by a procedure analogous to that described for example 26.

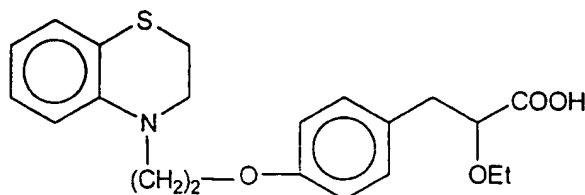
20

¹H NMR (CDCl₃, 200 MHz) δ : 1.26 (t, J = 7.06 Hz, 3H), 3.05 - 3.28 (complex, 2H), 3.40 - 3.68 (complex, 4H), 4.09 (dd, J = 7.47 and 4.24 Hz, 1H), 4.28 (t, J = 4.15 Hz, 2H), 4.53 (s, 2H), 6.52 (s, 1H), 6.60 - 6.90 (complex, 4H), 7.13 (d, J = 8.7 Hz, 1H), 7.32

- 7.36 (complex, 2H), COOH proton is too broad to observe.

Example 29

3-[4-[2-(2,3-Dihydro-1,4-benzothiazin-4-yl)ethoxy]phenyl]-2-ethoxypropanoic acid



5

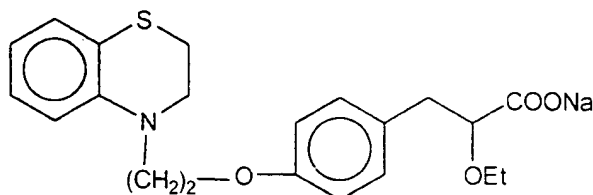
The title compound (1.4 g, 63 %) was prepared as a gummy material from methyl 3-[4-[2-(2,3-dihydro-1,4-benzothiazin-4-yl)ethoxy]phenyl]-2-ethoxypropanoate (2.3 g, 5.73 mmol) obtained in example 6 by a procedure analogous to that described for example 26.

$^1\text{H NMR}$ (CDCl_3 , 200 MHz) δ : 1.18 (t, $J = 7.0$ Hz, 3H), 2.82 - 3.15 (complex, 4H), 3.40 - 3.68 (complex, 2H), 3.70 - 3.81 (complex, 4H), 4.05 (dd, $J = 7.29, 4.33$ Hz, 1H), 4.16 (t, $J = 5.72$ Hz, 2H), 6.68 - 6.74 (complex, 2H), 6.81 (d, $J = 8.5$ Hz, 2H), 6.94 - 7.06 (complex, 2H), 7.14 (d, $J = 8.5$ Hz, 2H). COOH proton is too broad to observe.

10

Example 30

3-[4-[2-(2,3-Dihydro-1,4-benzothiazin-4-yl)ethoxy]phenyl]-2-ethoxypropanoic acid, sodium salt

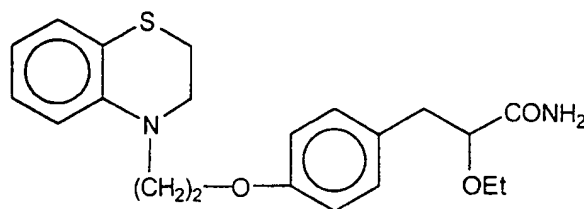


15

The title compound (0.42 g, 81 %) was prepared as a colorless solid from 3-[4-[2-(2,3-dihydro-1,4-benzothiazin-4-yl)ethoxy]phenyl]-2-ethoxypropanoic acid (0.5 g, 1.30 mmol) obtained in example 29 by an analogous procedure to that described for example 27.

20

$^1\text{H NMR}$ (CDCl_3 , 200 MHz) : δ 0.98 (t, $J = 7.0$ Hz, 3H), 2.72 - 3.25 (complex, 5H), 3.30 - 3.51 (complex, 1H), 3.61 - 3.73 (complex, 4H), 3.82 - 3.91 (complex, 1H), 4.04 (t, $J = 5.72$ Hz, 2H), 6.52 - 6.79 (complex, 4H), 6.91 - 7.03 (complex, 2H), 7.10 (d, $J = 8.4$ Hz, 2H).

Example 31**3-[4-[2-(2,3-Dihydro-1,4-benzothiazin-4-yl)ethoxy]phenyl]-2-ethoxypropanamide**

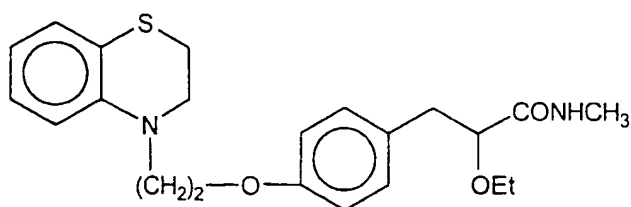
5 A solution of oxalyl chloride (0.28 mL, 3.1 mmol) and 3-[4-[2-(2,3-dihydro-1,4-benzothiazin-4-yl)ethoxy]phenyl]-2-ethoxypropanoic acid (0.6 g, 1.55 mmol) obtained in example 29 in dry dichloromethane (10 mL) was refluxed for 2 h. The solvent and excess oxalyl chloride were removed under reduced pressure. The residue was dissolved in dichloromethane and stirred with aqueous ammonia (5 mL)

10 for 30 min. The reaction mixture was extracted with chloroform (2 x 25 mL). The combined chloroform layer was washed with water (25 mL), dried (Na₂SO₄), filtered, and the solvent was evaporated under reduced pressure. The residue was chromatographed over silica gel using a mixture of ethyl acetate and pet. Ether (7 : 3) as an eluent to afford the title compound (0.32 g, 54 %) as a white solid.

15 mp : 120 - 122 °C.

¹H NMR (CDCl₃, 200 MHz) : δ 1.15 (t, J = 6.96 Hz, 3H), 2.81 - 3.20 (complex, 4H), 3.38 - 3.58 (complex, 2H), 3.71 - 3.90 (complex, 4H), 3.91 (dd, J = 7.38 and 3.73 Hz, 1H), 4.16 (t, J = 5.58 Hz, 2H), 5.54 (bs, D₂O exchangeable, 1H), 6.44 (bs, D₂O exchangeable, 1H), 6.59 - 6.84 (complex, 4H), 6.92 - 7.19 (complex, 4H).

20

Example 32**N-Methyl-3-[4-[2-(2,3-dihydro-1,4-benzothiazin-4-yl)ethoxy]phenyl]-2-ethoxypropanamide**

To an ice cooled solution of 3-[4-[2-(2,3-dihydro-1,4-benzothiazin-4-yl)ethoxy]

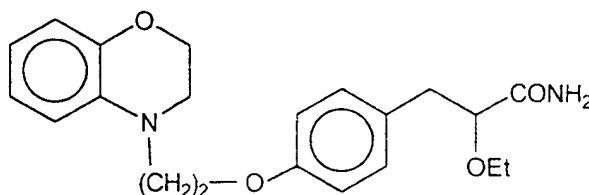
phenyl]-2-ethoxypropanoic acid (0.3 g, 0.78 mmol) obtained in example 29 and triethylamine (0.162 g, 1.6 mmol) in dry chloromethane (10 mL) was added pivaloyl chloride (0.10 g, 0.86 mmol) and stirring was continued for 30 min at 0 °C. To the above reaction mixture, methyl amine (40 % solution) (0.124 mL) was
5 added at 25 °C and stirring was continued for 1 h at 25 °C. Water (20 mL) was added and extracted with ethyl acetate (2 x 20 mL). The combined organic extract was washed with water (10 mL), brine (10 mL), dried (Na₂SO₄), filtered and the solvent was evaporated under reduced pressure. The residue was chromatographed
10 over silica gel using a mixture of ethyl acetate and pet. ether (1 : 1) to afford the title compound as a colorless solid. mp : 80 - 82 °C.

¹H NMR (CDCl₃, 200 MHz) : δ 1.11 (t, J = 7.0 Hz, 3H), 2.76 (d, J = 4.89 Hz, 3H), 2.81 - 2.88 (complex, 1H), 3.01 - 3.12 (complex, 3H), 3.39 - 3.52 (complex, 2H), 3.70 - 3.81 (complex, 4H), 3.86 - 3.91 (complex, 1H), 4.14 (t, J = 5.81 Hz, 2H), 6.48 (bs, 1H), 6.61 - 6.81 (complex, 4H), 6.94 - 7.14 (complex, 4H).

15

Example 33

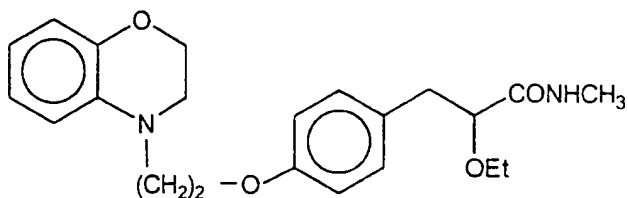
3-[4-[2-(2,3-Dihydro-1,4-benzoxazin-4-yl)ethoxy]phenyl]-2-ethoxypropanamide



The title compound (0.2 g, 80 %) was prepared as a white solid from 3-[4-[2-(2,3-dihydro-1,4-benzoxazin-4-yl)ethoxy]phenyl]-2-ethoxypropanoic acid (0.25 g, 0.67 mmol)
20 obtained in example 26 and aqueous ammonia (4 mL) by an analogous procedure to that described in example 31. mp : 107 - 109 °C.

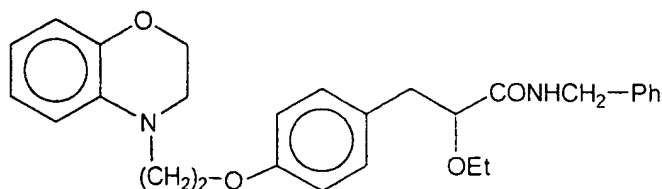
¹H NMR (CDCl₃, 200 MHz) : δ 1.13 (t, J = 6.96 Hz 3H), 2.81 - 2.93 (complex, 1H), 3.03 - 3.19 (complex, 1H), 3.34 - 3.59 (complex, 4H), 3.69 (t, J = 5.53 Hz, 2H), 3.88 (dd, J = 7.43 and 3.7 Hz, 1H), 4.15 (t, J = 5.58 Hz, 2H), 4.28 (t, J = 4.24 Hz, 2H), 5.49 (bs, 1H, D₂O exchangeable), 6.43 (bs, 1H, D₂O exchangeable), 6.68 - 6.87 (complex, 6H), 7.15 (d, J = 8.49 Hz, 2H).

25

Example 34**N-Methyl-3-[4-[2-(2,3-dihydro-1,4-benzoxazin-4-yl)ethoxy]phenyl]-2-ethoxy-propanamide**

5 The title compound (0.23 g, 74 %) was prepared as a white solid from 3-[4-[2-(2,3-dihydro-1,4-benzoxazin-4-yl)ethoxy]phenyl]-2-ethoxypropanoic acid (0.3 g, 0.8 mmol) obtained in example 26 and methylamine (40 % solution) (2 mL) by an analogous procedure to that described in example 32. mp : 97 - 99 °C.

¹H NMR (CDCl₃, 200 MHz) : δ 1.14 (t, J = 7.0 Hz, 3H), 2.76 (d, J = 4.98 Hz, 3H), 4.80 - 4.90 (complex, 1H), 3.02 - 3.14 (complex, 1H), 3.35 - 3.45 (complex, 2H), 3.52 (t, J = 4.57 Hz, 2H), 3.68 (t, J = 5.81 Hz, 2H), 7.88 (dd, J = 7.06 and 3.74 Hz, 1H), 4.14 (t, J = 5.72 Hz, 2H), 4.22 (t, J = 4.15 Hz, 2H), 6.50 (bs, 1H), 6.55 - 6.89 (complex, 6H), 7.11 (d, J = 8.3 Hz, 2H).

Example 35**N-Benzyl-3-[4-[2-(2,3-dihydro-1,4-benzoxazin-4-yl)ethoxy]phenyl]-2-ethoxy-propanamide**

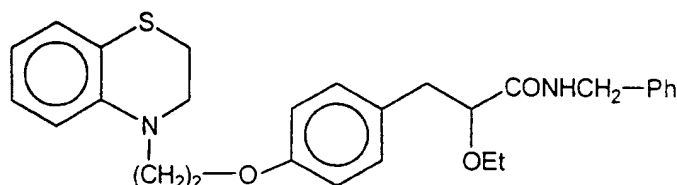
15 The title compound (0.25 g, 67 %) was prepared as a white solid from 3-[4-[2-(2,3-dihydro-1,4-benzoxazin-4-yl)ethoxy]phenyl]-2-ethoxypropanoic acid (0.3 g, 0.8 mmol) obtained in example 26 and benzyl amine (0.095 g, 0.88 mmol) by a procedure analogous to that described in example 32. mp : 94 - 96 °C.

¹H NMR (CDCl₃, 200 MHz) : δ 1.11 (t, J = 7.0 Hz, 3H), 2.82 - 3.18 (complex, 2H), 3.40 - 3.55 (complex, 4H), 3.70 (t, J = 5.49 Hz, 2H), 3.94 - 3.98 (complex, 1H), 4.14 (t, J = 5.72 Hz, 2H), 4.23 (t, J = 4.24 Hz, 2H), 4.28 - 4.52 (complex, 2H), 6.60 - 6.87 (complex, 6H), 7.06 - 7.32 (complex, 7H). CONH proton is too

broad to observe.

Example 36

N-Benzyl-3-[4-[2-(2,3-dihydro-1,4-benzothiazin-4-yl)ethoxy]phenyl]-2-ethoxypropanamide



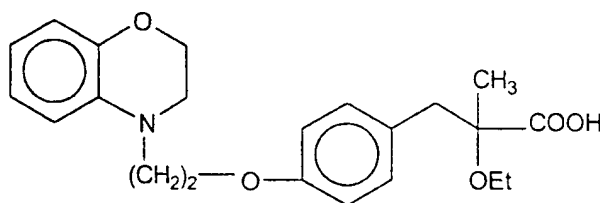
5

The title compound (0.22 g, 74 %) was prepared as a white solid from 3-[4-[2-(2,3-dihydro-1,4-benzothiazin-4-yl)ethoxy]phenyl]-2-ethoxypropanoic acid (0.25 g, 0.65 mmol) obtained in example 29 and benzylamine (0.076 g, 0.71 mmol) by an analogous procedure to that described in example 32. mp : 92 - 93 °C.

10 $^1\text{H NMR}$ (CDCl_3 , 200 MHz) : δ 1.15 (t, J = 7.0 Hz, 3H), 2.88 - 3.20 (complex, 4H), 3.42 - 3.60 (complex, 2H), 3.73 - 3.87 (complex, 4H), 3.98 - 4.06 (complex, 1H), 4.18 (t, J = 5.72 Hz, 2H), 4.30 - 4.56 (complex, 2H), 6.61 - 6.90 (complex, 4H), 7.00 - 7.43 (complex, 9H), CONH proton is too broad to observe.

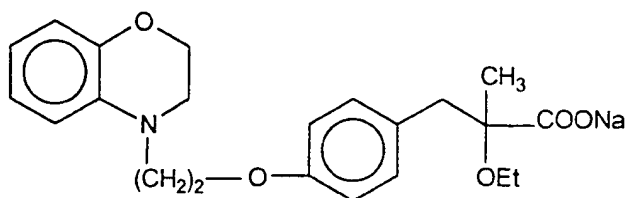
Example 37

2-Methyl-3-[4-[2-(2,3-dihydro-1,4-benzoxazin-4-yl)ethoxy]phenyl]-2-ethoxypropanoic acid



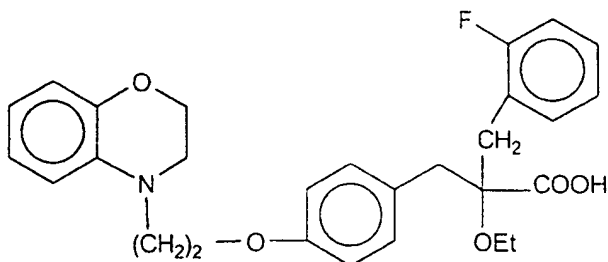
15 The title compound (0.3 g, 62 %) was prepared as a gummy liquid from methyl 2-methyl-3-[4-[2-(2,3-dihydro-1,4-benzoxazin-4-yl)ethoxy]phenyl]-2-ethoxypropanoate (0.5 g, 1.2 mmol) obtained in example 7 by an analogous procedure to that described in example 26.

20 $^1\text{H NMR}$ (CDCl_3 , 200 MHz) δ : 1.24 (complex, 6H), 2.98, 3.04 (1H each, 2d, J = 14.1 Hz each), 3.51 (t, J = 4.25 Hz, 2H), 3.49 - 3.71 (complex, 4H), 4.15 (t, J = 5.63 Hz, 2H), 4.22 (t, J = 4.48 Hz, 2H), 6.60 - 6.87 (complex, 6H), 7.07 (d, J = 25 8.67 Hz, 2H), COOH proton is too broad to observe.

Example 38**2-Methyl-3-[4-[2-(2,3-dihydro-1,4-benzoxazin-4-yl)ethoxy]phenyl]-2-ethoxypropanoic acid, sodium salt**

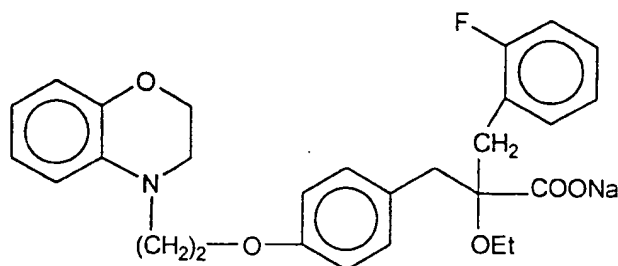
5 The title compound (0.12 g, 51 %) was prepared as a white solid from 2-methyl-3-[4-[2-(2,3-dihydro-1,4-benzoxazin-4-yl)ethoxy]phenyl]-2-ethoxypropanoic acid (0.22 g, 0.57 mmol) obtained in example 37 by an analogous procedure to that described in example 27.

¹H NMR (DMSO-d₆, 200 MHz) δ : 0.96 - 1.08 (complex, 6H), 2.79 (s, 2H), 3.28 - 3.52 (complex, 4H), 3.64 (t, J = 5.3 Hz, 2H), 4.05 - 4.19 (complex, 4H), 6.48 - 6.59 (complex, 1H), 6.62 - 6.86 (complex, 4H), 7.03 - 7.28 (complex, 3H).

Example 39**2-(2-Fluorobenzyl)-3-[4-[2-(2,3-dihydro-1,4-benzoxazin-4-yl) ethoxy] phenyl]-2-ethoxypropanoic acid**

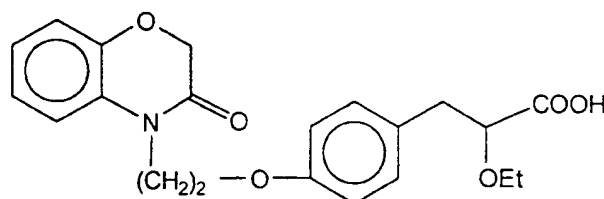
15 The title compound (0.25 g, 42 %) was prepared as a gummy liquid from methyl 2-(2-fluorobenzyl)-3-[4-[2-(2,3-dihydro-1,4-benzoxazin-4-yl)ethoxy]phenyl]-2-ethoxypropanoate (0.6 g, 1.2 mmol) obtained in example 8 by an analogous procedure to that described in example 26.

20 ¹H NMR (CDCl₃, 200 MHz) : δ 1.12 (t, J = 6.82 Hz, 3H), 1.65 (bs, 1H, D₂O exchangeable), 3.11 - 3.42 (complex, 4H), 3.50 (t, J = 4.34 Hz, 2H), 3.68 (t, J = 5.67 Hz, 2H), 3.70 - 3.89 (complex, 2H), 4.14 (t, J = 5.67 Hz, 2H), 4.21 (t, J = 4.15 Hz, 2H), 6.62 - 6.86 (complex, 6H), 7.03 - 7.12 (complex, 4H), 7.18 - 7.30 (complex, 2H).

Example 40**2-(2-Fluorobenzyl)-3-[4-[2-(2,3-dihydro-1,4-benzoxazin-4-yl)ethoxy]phenyl]-2-ethoxypropanoic acid, sodium salt**

5 The title compound (0.11 g, 48 %) was prepared as a white solid from 2-(2-fluorobenzyl)-3-[4-[2-(2,3-dihydro-1,4-benzoxazin-4-yl)ethoxy]phenyl]-2-ethoxypropanoic acid (0.22 g, 0.45 mmol) obtained in example 39 by an analogous procedure to that described in example 27.

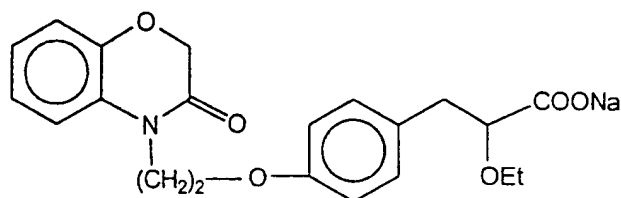
¹H NMR (CDCl₃, 200 MHz): δ 1.02 (t, J = 6.65 Hz, 3H), 2.75 - 2.92 (complex, 4H),
 10 3.39 - 3.58 (complex, 4H), 3.62 (bs, 2H), 4.04 - 4.20 (complex, 4H), 6.49 - 6.82 (complex, 5H), 6.90 - 7.28 (complex, 6H), 7.49 - 7.13 (complex, 1H).

Example 41**3-[4-[2-(3-Oxo-2H-1,4-benzoxazin-4-yl)ethoxy]phenyl]-2-ethoxypropanoic acid:**

15 The title compound (0.75 g, 77 %) was prepared as a white solid from methyl 3-[4-[2-(3-oxo-2H-1,4-benzoxazin-4-yl)ethoxy]phenyl]-2-ethoxypropanoate (1.0 g, 2.5 mmol) obtained in example 10 by a procedure analogous to that described in example 26. mp : 90 - 03 °C.

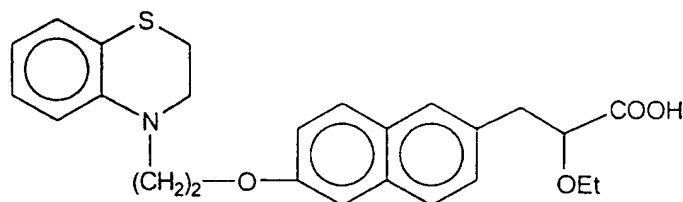
20 ¹H NMR (CDCl₃, 200 MHz): δ 1.18 (t, J = 6.96 Hz, 3H), 2.88 - 3.13 (complex, 2H), 3.41 - 3.63 (complex, 2H), 4.06 (dd, J = 7.43 and 4.33 Hz, 1H), 4.25 - 4.52 (complex, 4H), 4.61 (s, 2H), 6.80 (d, J = 8.62 Hz, 2H), 7.00 - 7.34 (complex, 6H). COOH proton is too broad to observe.

- 65 -

Example 42**3-[4-[2-(3-Oxo-2H-1,4-benzoxazin-4-yl)ethoxy]phenyl]-2-ethoxypropanoic acid, sodium salt**

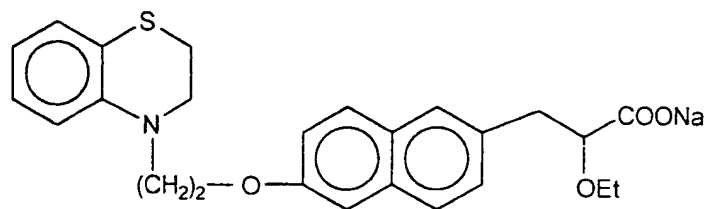
5 The title compound (0.12 g, 56 %) was prepared as a white solid from 3-[4-[2-(3-oxo-2H-1,4-benzoxazin-4-yl)ethoxy]phenyl]-2-ethoxypropanoic acid (0.2 g, 0.51 mmol) obtained in example 41 by an analogous procedure to that described in example 27.

¹H NMR (CDCl₃, 200 MHz) : δ 0.99 (t, J = 6.97 Hz, 3H), 2.61 - 2.80 (complex, 2H), 3.32 - 3.57 (complex, 1H), 3.60 - 3.72 (complex, 1H), 3.65 - 3.70 (complex, 1H), 4.18 (bs, 2H), 4.30 (bs, 2H), 4.68 (s, 2H), 6.78 (d, J = 8.4 Hz, 2H), 7.03 - 7.14 (complex, 5H), 7.42 (d, J = 7.06 Hz, 1H).

Example 43**3-[6-[2-(2,3-Dihydro-1,4-benzothiazin-4-yl)ethoxy]naphthyl]-2-ethoxypropanoic acid**

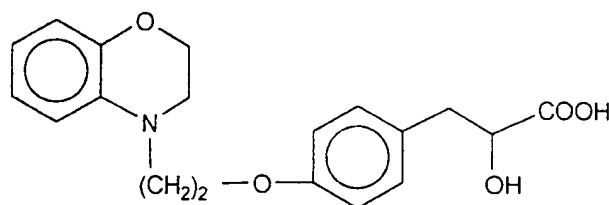
15 The title compound (0.8 g, 69 %) was prepared as a white solid from methyl 3-[6-[2-(2,3-dihydro-1,4-benzothiazin-4-yl)ethoxy]naphthyl]-2-ethoxypropanoate (1.2 g, 2.66 mmol) obtained in example 12 by an analogous procedure to that described in example 26. mp : 102 - 104 °C.

20 ¹H NMR (CDCl₃, 200 MHz) : δ 1.15 (t, J = 7.01 Hz, 3H), 3.06 (t, J = 4.98 Hz, 2H), 3.08 - 3.63 (complex, 4H), 3.77 - 3.83 (complex, 4H), 4.15 (dd, J = 4.15 and 4.18 Hz, 1H), 4.28 (t, J = 5.95 Hz, 2H), 6.59 - 6.79 (complex, 2H), 6.96 - 7.36 (complex, 5H), 7.61 - 7.79 (complex, 3H). COOH proton is too broad to observe.

Example 44**3-[6-[2-(2,3-Dihydro-1,4-benzothiazin-4-yl)ethoxy]naphthyl]-2-ethoxypropanoic acid, sodium salt**

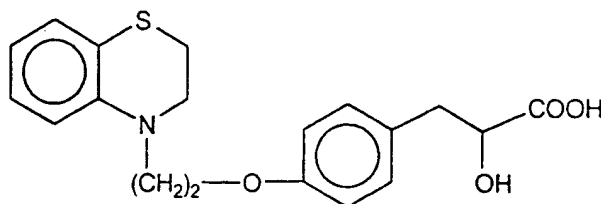
5 The title compound (0.16 g, 76 %) was prepared as a white solid from 3-[6-[2-(2,3-dihydro-1,4-benzothiazin-4-yl)ethoxy]naphthyl]-2-ethoxypropanoic acid (0.2 g, 0.457 mmol) obtained in example 43 by an analogous procedure to that described in example 27. mp: 138 - 140 °C.

¹H NMR (DMSO-d₆, 200 MHz) : δ 0.98 (t, J = 7.06 Hz, 3H), 2.72 - 2.90 (complex, 1H), 2.92 - 3.21 (complex, 3H), 3.32 - 3.54 (complex, 2H), 3.61 - 3.91 (complex, 5H), 4.28 (bs, 2H), 6.56 (t, J = 7.00 Hz, 1H), 6.73 - 7.00 (complex, 3H), 7.05 - 7.30 (complex, 2H), 7.38 (d, J = 8.3 Hz, 1H), 7.60 - 7.82 (complex, 3H).

Example 45**3-[4-[2-(2,3-Dihydro-1,4-benzoxazin-4-yl)ethoxy]phenyl]-2-hydroxypropanoic acid**

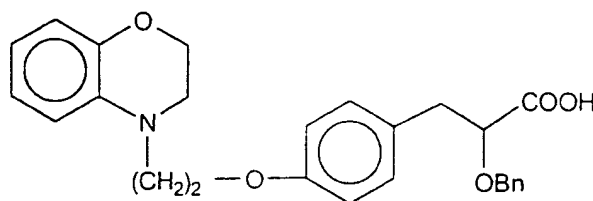
15 The title compound (0.06 g, 43 %) was prepared as a brown syrupy liquid from ethyl 3-[4-[2-(2,3-dihydro-1,4-benzoxazin-4-yl)ethoxy]phenyl]-2-hydroxypropanoate (0.15 g, 0.40 mmol) obtained in example 13 by an analogous procedure to that described in example 26.

20 ¹H NMR (CDCl₃, 200 MHz) : δ 2.85 - 3.19 (complex, 2H), 3.43 (t, J = 4.15 Hz, 2H), 3.61 (t, J = 5.49 Hz, 2H), 4.07 (t, J = 5.40 Hz, 2H), 4.16 (t, J = 4.48 Hz, 2H), 4.45 (bs, 1H), 6.50 - 6.82 (complex, 6H), 7.08 (d, J = 7.88 Hz, 2H). COOH and OH protons are too broad to observe.

Example 46**3-[4-[2-(2,3-Dihydro-1,4-benzothiazin-4-yl)ethoxy]phenyl]-2-hydroxypropanoic acid**

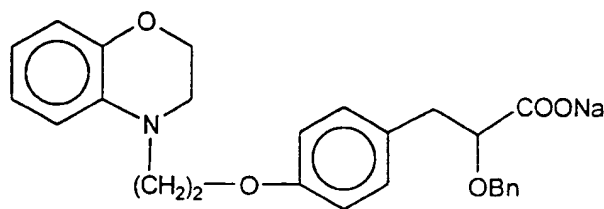
5 The title compound (0.7 g, 46 %) was prepared as a white solid from ethyl 3-[4-[2-(2,3-dihydro-1,4-benzothiazin-4-yl)ethoxy]phenyl]-2-hydroxypropanoate (1.7 g, 4.39 mmol) obtained in example 14 by a procedure analogous to that described in example 26. mp : 74 - 76 °C.

¹H NMR (CDCl₃, 200 MHz) : δ 2.88 - 3.18 (complex, 4H), 3.69 - 3.79 (complex, 4H), 4.15 (t, J = 5.72 Hz, 2H), 4.45 (dd, J = 6.73 and 4.79 Hz, 1H), 4.51 - 4.97 (bs, D₂O exchangeable, 1H), 6.65 - 6.89 (complex, 4H), 6.94 - 7.17 (complex, 4H), COOH proton is too broad to observe.

Example 47**3-[4-[2-(2,3-Dihydro-1,4-benzoxazin-4-yl)ethoxy]phenyl]-2-benzyloxypropanoic acid**

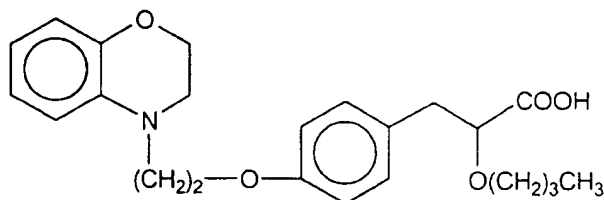
15 The title compound (0.15 g, 67 %) was prepared as a thick liquid from ethyl 3-[4-[2-(2,3-dihydro-1,4-benzoxazin-4-yl)ethoxy]phenyl]-2-benzyloxypropanoate (0.24 g, 0.52 mmol) obtained in example 15 by a procedure analogous to that described in example 26.

¹H NMR (CDCl₃, 200 MHz) : δ 1.40 - 2.80 (br, 1H, D₂O exchangeable), 2.99 - 3.18 (complex, 2H), 3.51 (t, J = 4.34 Hz, 2H), 3.70 (t, J = 5.82 Hz, 2H), 4.13 - 4.24 (complex, 5H), 4.51 (d, J = 17.0 Hz, 2H), 6.60 - 6.89 (complex, 6H), 7.10 - 7.37 (complex, 7H).

Example 48**3-[4-[2-(2,3-Dihydro-1,4-benzoxazin-4-yl)ethoxy]phenyl]-2-benzyloxy-propanoic acid, sodium salt**

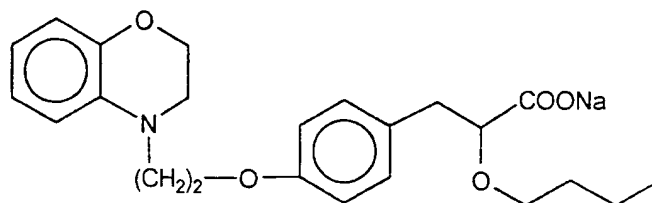
5 The title compound (0.1 g, 73 %) was prepared as a cream colored hygroscopic solid from 3-[4-[2-(2,3-dihydro-1,4-benzoxazin-4-yl)ethoxy]phenyl]-2-benzyloxy-propanoic acid (0.13 g, 0.30 mmol) obtained in example 47 by a procedure analogous to that described in example 27.

¹H NMR (DMSO-d₆, 200 MHz) : δ 2.62 - 2.74 (complex, 1H), 2.89 - 2.98 (complex, 10 1H), 3.48 (t, J = 4.2 Hz, 2H), 3.67 (t, J = 5.48 Hz, 2H), 4.12 - 4.26 (complex, 5H), 4.65 (d, J = 12.45 Hz, 2H), 6.45 - 6.84 (complex, 6H), 7.12 - 7.25 (complex, 7H).

Example 49**3-[4-[2-(2,3-Dihydro-1,4-benzoxazin-4-yl)ethoxy]phenyl]-2-butoxy-propanoic acid**

15 The title compound (0.25 g, 67 %) was prepared as a syrupy liquid from ethyl 3-[4-[2-(2,3-dihydro-1,4-benzoxazin-4-yl)ethoxy]phenyl]-2-butoxypropanoate (0.4 g, 0.93 mmol), obtained in example 16 by an analogous procedure to that described in example 26.

¹H NMR (CDCl₃, 200 MHz) : δ 0.87 (t, J = 7.15 Hz, 3H), 1.25 - 1.40 (complex, 2H), 1.49 - 1.66 (complex, 2H), 2.95 - 3.15 (complex, 2H), 3.43 - 3.53 (complex, 4H), 3.68 (t, J = 5.49 Hz, 2H), 4.00 - 4.12 (complex, 1H), 4.14 (t, J = 5.65 Hz, 2H), 4.22 (t, J = 4.25 Hz, 2H), 6.60 - 6.89 (complex, 6H), 7.12 (d, J = 8.39 Hz, 25 2H). COOH proton is too broad to observe.

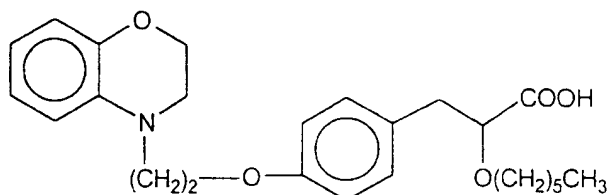
Example 50**3-[4-[2-(2,3-Dihydro-1,4-benzoxazin-4-yl)ethoxy]phenyl]-2-butoxypropanoic acid, sodium salt**

5 The title compound (0.12 g, 57 %) was prepared as a hygroscopic cream colored solid from 3-[4-[2-(2,3-dihydro-1,4-benzoxazin-4-yl)ethoxy]phenyl]-2-butoxypropanoic acid (0.2 g, 0.5 mmol) obtained in example 49 by an analogous procedure to that described in example 27.

¹H NMR (DMSO-d₆, 200 MHz): δ 0.78 (t, J = 7.06 Hz, 3H), 1.16 - 1.56
 10 (complex, 4H), 2.52 - 2.64 (complex, 1H), 2.79 - 2.87 (complex, 1H), 2.99 - 3.18 (complex, 2H), 3.40 (bs, 2H), 3.66 (t, J = 5.31 Hz, 2H), 4.10 - 4.25 (complex, 5H), 6.52 - 6.90 (complex, 6H), 7.12 (d, J = 8.3 Hz, 2H).

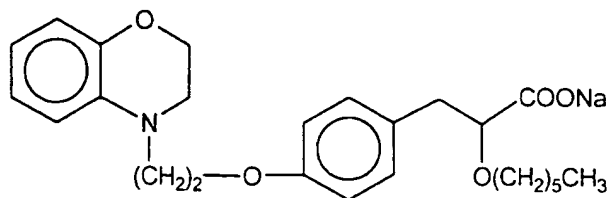
Example 51**3-[4-[2-(2,3-Dihydro-1,4-benzoxazin-4-yl)ethoxy]phenyl]-2-hexyloxypropanoic acid**

15



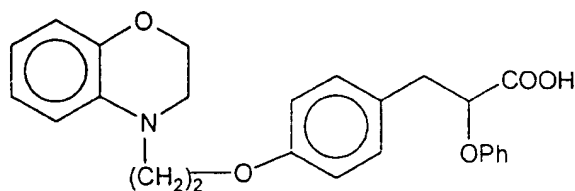
The title compound (0.17 g, 60 %) was prepared as a greenish liquid from ethyl 3-[4-[2-(2,3-dihydro-1,4-benzoxazin-4-yl)ethoxy]phenyl]-2-hexyloxypropanoate (0.3 g, 0.65 mmol) obtained in example 17 by a procedure analogous to that
 20 described in example 26.

¹H NMR (CDCl₃, 200 MHz): δ 0.86 (t, J = 5.72 Hz, 3H), 1.25 - 1.33 (complex, 4H), 1.41 - 1.75 (complex, 4H), 2.94 - 3.06 (complex, 2H), 3.36 - 3.58 (complex, 4H), 3.68 (t, J = 5.49 Hz, 2H), 4.01 - 4.06 (complex, 1H), 4.14 (t, J = 5.7 Hz, 2H), 4.22 (t, J = 4.15 Hz, 2H), 6.71 - 7.08 (complex, 6H), 7.12 (d, J = 8.4 Hz,
 25 2H). COOH proton is too broad to observe.

Example 52**3-[4-[2-(2,3-Dihydro-1,4-benzoxazin-4-yl)ethoxy]phenyl]-2-hexyloxypropanoic acid, sodium salt**

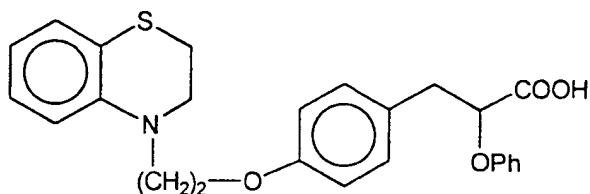
5 The title compound (0.1 g, 52 %) was prepared as a white hygroscopic solid from 3-[4-[2-(2,3-dihydro-1,4-benzoxazin-4-yl)ethoxy]phenyl]-2-hexyloxypropanoic acid (0.18 g, 0.42 mmol) obtained in example 51 by an analogous procedure to that described in example 27.

¹H NMR (DMSO-d₆, 200 MHz) : δ 0.82 (t, J = 5.72 Hz, 3H), 1.10 - 1.45 (complex, 8H), 2.75 - 2.96 (complex, 2H), 3.35 - 3.56 (complex, 4H), 3.67 (t, J = 5.3 Hz, 2H), 4.08 - 4.21 (complex, 5H), 6.50 - 6.82 (complex, 6H), 7.12 (d, J = 8.0 Hz, 2H).

Example 53**3-[4-[2-(2,3-Dihydro-1,4-benzoxazin-4-yl)ethoxy]phenyl]-2-phenoxypropanoic acid**

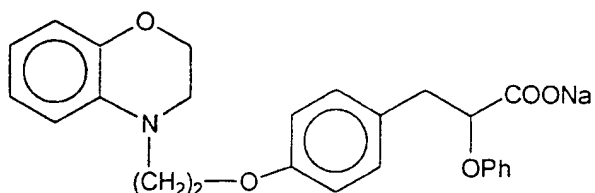
15 The title compound (0.1 g, 53 %) was prepared as a colorless liquid from methyl 3-[4-[2-(2,3-dihydro-1,4-benzoxazin-4-yl)ethoxy]phenyl]-2-phenoxypropanoate (0.2 g, 0.461 mmol) obtained in example 19 by an analogous procedure to that described in example 26.

20 ¹H NMR (CDCl₃, 200 MHz) : δ 2.40 - 2.80 (bs, 1H, D₂O exchangeable), 3.22 (d, J = 5.8 Hz, 2H), 3.49 (t, J = 4.25 Hz, 2H), 3.67 (t, J = 5.81 Hz, 2H), 4.14 (t, J = 5.81 Hz, 2H), 4.21 (t, J = 4.16 Hz, 2H), 4.82 (t, J = 5.9 Hz, 1H), 6.61 - 7.02 (complex, 8H), 7.17 - 7.30 (complex, 5H).

Example 54**3-[4-[2-(2,3-Dihydro-1,4-benzothiazin-4-yl)ethoxy]phenyl]-2-phenoxy-propanoic acid**

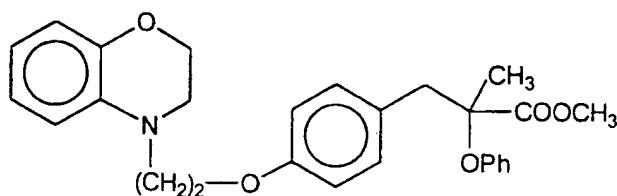
5 The title compound (0.2 g, 51 %) was prepared as a gummy solid from methyl 3-[4-[2-(2,3-dihydro-1,4-benzothiazin-4-yl)ethoxy]phenyl]-2-phenoxypropanoate (0.4 g, 0.9 mmol) obtained in example 21 by a procedure analogous to that described in example 26.

10 ¹H NMR (CDCl₃, 200 MHz) : δ 3.02 (t, J = 5.0 Hz, 2H), 3.22 (d, J = 6.25 Hz, 2H), 3.68 - 3.78 (complex, 4H), 4.14 (t, J = 5.81 Hz, 2H), 4.50 (t, J = 6.19 Hz, 1H), 4.90 - 5.40 (b, 1H, D₂O exchangeable), 6.58 - 6.86 (complex, 7H), 6.94 - 7.07 (complex, 2H), 7.18 - 7.29 (complex, 4H).

Example 55**3-[4-[2-(2,3-dihydro-1,4-benzoxazin-4-yl)ethoxy]phenyl]-2-phenoxy-propanoic acid, sodium salt**

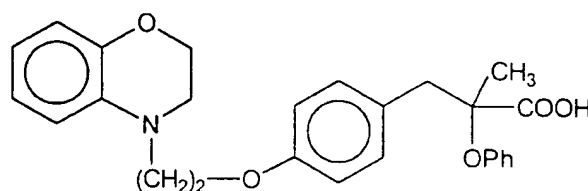
15 The title compound (0.05 g, 48 %) was prepared as a hygroscopic solid from 3-[4-[2-(2,3-dihydro-1,4-benzoxazin-4-yl)ethoxy]phenyl]-2-phenoxypropanoic acid (0.1 g, 0.24 mmol) obtained in example 53 by a procedure analogous to that described in example 27.

20 ¹H NMR (DMSO-d₆, 200 MHz) : δ 2.81 - 3.09 (complex, 2H), 3.42 (bs, 2H), 3.65 (t, J = 4.5 Hz, 2H), 4.12 (bs, 4H), 4.22 - 4.32 (complex, 1H), 6.50 - 6.92 (complex, 8H), 7.10 - 7.33 (complex, 5H).

Example 56**Methyl 2-methyl-3-[4-[2-(2,3-dihydro-1,4-benzoxazin-4-yl)ethoxy]phenyl]-2-phenoxypropanoate**

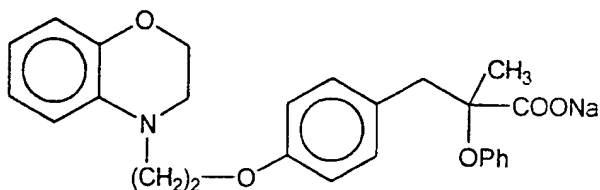
5 The title compound (0.27 g, 87 %) was prepared as a syrupy liquid from methyl 3-[4-[2-(2,3-dihydro-1,4-benzoxazin-4-yl)ethoxy]phenyl]-2-phenoxypropanoate (0.3 g, 0.69 mmol) obtained in example 19 by an analogous procedure to that described in example 7.

¹H NMR (CDCl₃, 200 MHz) : δ 1.39 (s, 3H), 3.09, 3.26 (1H each, 2d, J = 13.7 Hz each), 3.51 (t, J = 4.3 Hz, 2H), 3.66 - 3.73 (complex, 5H), 4.15 (t, J = 5.5 Hz, 2H), 4.22 (t, J = 4.24 Hz, 2H), 6.61 - 7.01 (complex, 9 H), 7.12 - 7.22 (complex, 4H).

Example 57**2-Methyl-3-[4-[2-(2,3-dihydro-1,4-benzoxazin-4-yl)ethoxy]phenyl]-2-phenoxypropanoic acid**

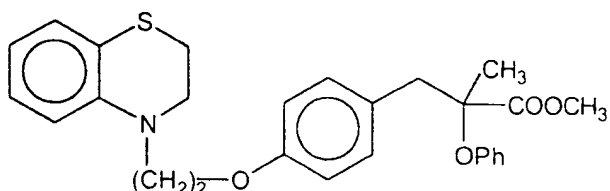
15 The title compound (0.13 g, 50 %) was prepared as a pale yellow hygroscopic solid from methyl 2-methyl-3-[4-[2-(2,3-dihydro-1,4-benzoxazin-4-yl)ethoxy]phenyl]-2-phenoxypropanoate (0.27 g, 0.60 mmol) obtained in example 56 by a procedure analogous to that described in example 26.

20 ¹H NMR (CDCl₃, 200 MHz) : δ 1.42 (s, 3H), 3.12, 3.29 (1H each, 2d, J = 14.1 Hz each), 3.50 (t, J = 4.5 Hz, 2H), 3.69 (t, J = 5.6 Hz, 2H), 4.16 (t, J = 5.81 Hz, 2H), 4.22 (t, J = 4.5 Hz, 2H), 6.62 - 7.17 (complex, 9H), 7.21 - 7.30 (complex, 4H). COOH proton is too broad to observe.

Example 58**2-Methyl-3-[4-[2-(2,3-dihydro-1,4-benzoxazin-4-yl)ethoxy]phenyl]-2-phenoxypropanoic acid, sodium salt**

5 The title compound (0.055 g, 46 %) was prepared as a hygroscopic pale yellow powder from 2-methyl-3-[4-[2-(2,3-dihydro-1,4-benzoxazin-4-yl)ethoxy]phenyl]-2-phenoxypropanoic acid (0.13 g, 0.28 mmol) obtained in example 57 by a procedure analogous to that described in example 27.

¹H NMR (CDCl₃, 200 MHz) : δ 1.15 (s, 3H), 2.99 - 3.21 (complex, 2H), 3.47
 10 (bs, 2H), 3.67 (bs, 2H), 4.14 (bs, 4H), 6.53 - 6.9 (complex, 9H), 7.08 - 7.30 (complex, 4H).

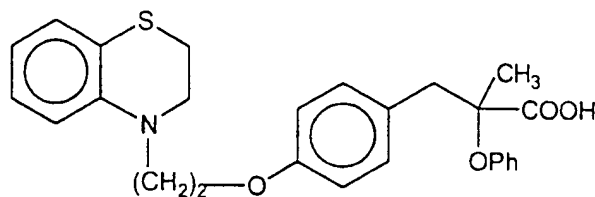
Example 59**Methyl 2-methyl-3-[4-[2-(2,3-dihydro-1,4-benzothiazin-4-yl)ethoxy]phenyl]-2-phenoxypropanoate**

15 The title compound (0.96 g, 93 %) was prepared as a pale yellow liquid from methyl 3-[4-[2-(2,3-dihydro-1,4-benzothiazin-4-yl)ethoxy]phenyl]-2-phenoxypropanoate (1.0 g, 2.22 mmol) obtained in example 21 by an analogous procedure to that described in example 7.

20 ¹H NMR (CDCl₃, 200 MHz) : δ 1.40 (s, 3H), 3.03 (t, J = 4.9 Hz, 2H), 3.09, 3.27 (1H each, 2d, J = 13.7 Hz each), 3.70 - 3.85 (complex, 7H), 4.16 (t, J = 5.81 Hz, 2H), 6.60 - 6.89 (complex, 6H), 6.96 - 7.30 (complex, 7H).

Example 60**2-Methyl-3-[4-[2-(2,3-dihydro-1,4-benzothiazin-4-yl)ethoxy]phenyl]-2-phenoxypropanoic acid**

25



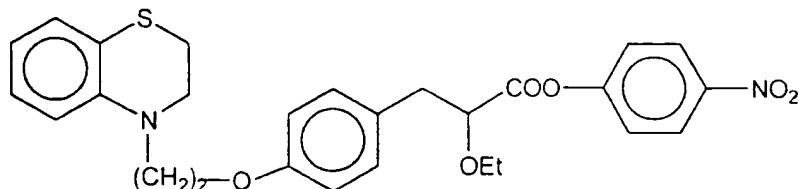
The title compound (0.6 g, 65 %) was prepared as a syrupy liquid from methyl 2-methyl-3-[4-[2-(2,3-dihydro-1,4-benzothiazin-4-yl)ethoxy]phenyl]-2-phenoxypropanoate (0.96 g, 2.00 mmol) obtained in example 59 by an analogous procedure to that described in example 26.

$^1\text{H NMR}$ (CDCl_3 , 200 MHz) : δ 1.42 (s, 3H), 3.03 (t, $J = 5.0$ Hz, 2H), 3.12, 3.30 (1H each, 2d, $J = 13.8$ Hz each), 3.70 - 3.80 (complex, 4H), 4.15 (t, $J = 5.5$ Hz, 2H), 6.58 - 7.08 (complex, 8H). 7.18 - 7.30 (complex, 5H), COOH proton is too broad to observe.

10

Example 61

4-Nitrophenyl 3-[4-[2-(2,3-dihydro-1,4-benzothiazin-4-yl)ethoxy]phenyl]-2-ethoxypropanoate:



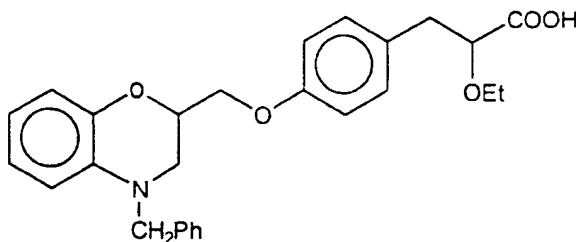
The title compound (0.15 g, 38 %) was prepared as a yellow liquid from 3-[4-[2-(2,3-dihydro-1,4-benzothiazin-4-yl)ethoxy]phenyl]-2-ethoxypropanoic acid (0.3 g, 0.77 mmol) obtained in example 29 and 4-nitrophenol by an analogous procedure to that described in example 32.

$^1\text{H NMR}$ (CDCl_3 , 200 MHz) : δ 1.24 (t, $J = 6.92$ Hz, 3H), 3.04 (t, $J = 5.16$ Hz, 2H), 3.12 (d, $J = 6.63$ Hz, 2H), 3.46 - 3.65 (complex, 1H), 3.70 - 3.86 (complex, 5H), 4.16 (t, $J = 5.23$ Hz, 2H), 4.26 (t, $J = 5.5$ Hz, 1H), 6.62 - 6.74 (complex, 2H), 6.84 (d, $J = 8.62$ Hz, 2H), 6.94 - 7.22 (complex, 6H), 8.23 (d, $J = 9.0$ Hz, 2H).

20

Example 62

3-[4-(4-Benzyl-3,4-dihydro-2H-1,4-benzoxazin-2-yl)methoxyphenyl]-2-ethoxypropanoic acid



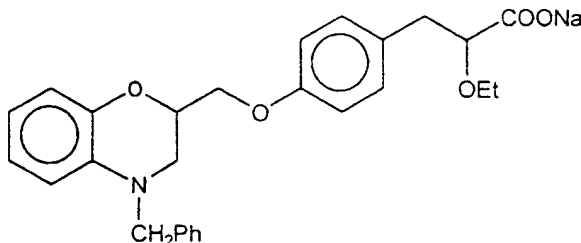
The title compound (0.4 g, 57 %) was prepared as a syrupy liquid from methyl 3-[4-(4-benzyl-3,4-dihydro-2H-1,4-benzoxazin-2-yl)methoxyphenyl]-2-ethoxypropanoate (0.8 g, 2.16 mmol) obtained in example 25 by an analogous procedure to that described in example 26 .

^1H NMR (CDCl_3 , 200 MHz) : δ 1.17 (t, $J = 7.0$ Hz, 3H), 2.99 - 3.13 (complex, 2H), 3.31 - 3.65 (complex, 4H), 4.01 - 4.24 (complex, 3H), 4.45 (d, $J = 3.4$ Hz, 2H), 4.52 - 4.59 (complex, 1H), 6.62 - 6.68 (complex, 6H), 7.14 (d, $J = 8.6$ Hz, 2H), 7.27 (s, 5H). COOH proton is too broad to observe.

10

Example 63

3-[4-(4-Benzyl-3,4-dihydro-2H-1,4-benzoxazin-2-yl)methoxyphenyl]-2-ethoxypropanoic acid, sodium salt



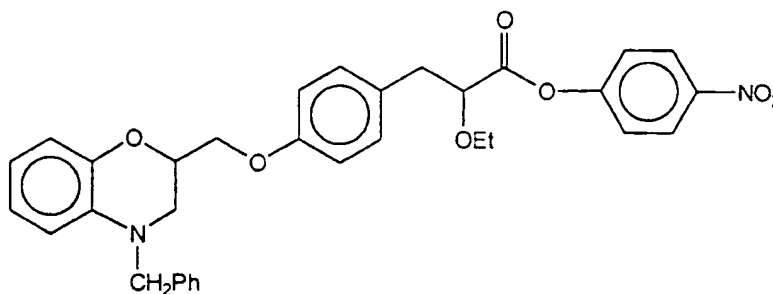
The title compound (0.15 g, 75 %) was prepared as a colorless hygroscopic solid from 3-[4-(4-benzyl-3,4-dihydro-2H-1,4-benzoxazin-2-yl)methoxyphenyl]-2-ethoxypropanoic acid (0.2 g, 0.44 mmol) obtained in example 62 by an analogous procedure to that described in example 27.

^1H NMR (DMSO-d_6 , 200 MHz) : δ 0.99 (t, $J = 6.97$ Hz, 3H), 2.60 - 2.90 (complex, 2H), 3.30 - 3.65 (complex, 5H), 4.16 (d, $J = 5.0$ Hz, 2H), 4.40 - 4.65 (complex, 3H), 6.55 - 6.89 (complex, 6H), 7.14 (d, $J = 8.5$ Hz, 2H), 7.32 (s, 5H).

20

Example 64

4-Nitrophenyl-3-[4-(4-benzyl-3,4-dihydro-2H-1,4-benzoxazin-2-yl)methoxyphenyl]-2-ethoxypropanoate



The title compound (0.6 g, 100 %) was prepared as a dark brown liquid from 3-[4-(4-benzyl-3,4-dihydro-2H-1,4-benzoxazin-2-yl)methoxyphenyl]-2-ethoxypropanoic acid (0.5 g, 1.34 mmol) obtained in example 62 and 4-nitro phenol by a procedure analogous to that described in example 32.

¹H NMR (CDCl₃, 200 MHz) : δ 1.25 (t, J = 7.0 Hz, 3H), 3.14 (d, J = 6.6 Hz, 2H), 3.33 - 3.55 (complex, 3H), 3.69 - 3.77 (complex, 1H), 4.05 - 4.31 (complex, 3H), 4.46 (d, J = 3.4 Hz, 2H), 4.55 - 4.61 (complex, 1H), 6.63 - 6.68 (complex, 6H), 7.11 - 7.28 (complex, 7H), 7.52 (d, J = 7.6 Hz, 2H), 8.23 (d, J = 9.0 Hz, 2H).

The compounds of the present invention lowered random blood sugar level, triglyceride, total cholesterol, LDL, VLDL and increased HDL. This was demonstrated by *in vitro* as well as *in vivo* animal experiments.

Demonstration of Efficacy of Compounds

A) In vitro :

a) Determination of hPPAR α activity

Ligand binding domain of hPPAR α was fused to DNA binding domain of Yeast transcription factor GAL4 in eucaryotic expression vector. Using superfect (Qiagen, Germany) as transfecting reagent HEK-293 cells were transfected with this plasmid and a reporter plasmid harboring the luciferase gene driven by a GAL4 specific promoter.

Compound was added at different concentrations after 42 hrs of transfection and incubated overnight. Luciferase activity as a function of compound binding/activation capacity of PPAR α was measured using Packard Luclite kit (Packard, USA) in Top Count (Ivan Sadowski, Brendan Bell, Peter Broag and Melvyn Hollis. Gene. 1992. 118 : 137 -141; Superfect Transfection Reagent Handbook. February, 1997. Qiagen, Germany).

b) Determination of hPPAR γ activity

Ligand binding domain of hPPAR γ 1 was fused to DNA binding domain of Yeast transcription factor GAL4 in eucaryotic expression vector. Using lipofectamine (Gibco BRL, USA) as transfecting reagent HEK-293 cells were transfected with this plasmid and a reporter plasmid harboring the luciferase gene driven by a GAL4 specific promoter.

5 Compound was added at 1 μ M concentration after 48 hrs of transfection and incubated overnight. Luciferase activity as a function of drug binding/activation capacity of PPAR γ 1 was measured using Packard Luclite kit (Packard, USA) in Packard Top Count (Ivan Sadowski, Brendan Bell, Peter Broag and Melvyn Hollis. Gene. 1992. 118 : 137 – 141; Guide to Eukaryotic Transfections with Cationic Lipid Reagents. Life Technologies, 10 GIBCO BRL, USA).

c) Determination of HMG CoA reductase inhibition activity

Liver microsome bound reductase was prepared from 2% cholestyramine fed rats at mid-dark cycle. Spectrophotometric assays were carried out in 100 mM KH₂PO₄, 4 mM DTT, 0.2 mM NADPH, 0.3 mM HMG CoA and 125 μ g of liver microsomal 15 enzyme. Total reaction mixture volume was kept as 1 ml. Reaction was started by addition of HMG CoA. Reaction mixture was incubated at 37 °C for 30 min and decrease in absorbance at 340 nm was recorded. Reaction mixture without substrate was used as blank (Goldstein, J. L and Brown, M. S. Progress in understanding the LDL receptor and HMG CoA reductase, two membrane proteins that regulate the plasma cholesterol. J. 20 Lipid Res. 1984, 25: 1450 – 1461). The test compounds inhibited the HMG CoA reductase enzyme.

B) In vivo

a) Efficacy in genetic models

Mutation in colonies of laboratory animals and different sensitivities to dietary 25 regimens have made the development of animal models with non-insulin dependent diabetes and hyperlipidemia associated with obesity and insulin resistance possible. Genetic models such as db/db and ob/ob (Diabetes, (1982) 31(1) : 1- 6) mice and zucker fa/fa rats have been developed by the various laboratories for understanding the pathophysiology of disease and testing the efficacy of new antidiabetic compounds 30 (Diabetes, (1983) 32: 830-838 ; Annu. Rep. Sankyo Res. Lab. (1994). 46 : 1-57). The homozygous animals, C57 BL/KsJ-db/db mice developed by Jackson Laboratory, US, are obese, hyperglycemic, hyperinsulinemic and insulin resistant (J. Clin. Invest., (1990) 85

: 962-967), whereas heterozygous are lean and normoglycemic. In db/db model, mouse progressively develops insulinopenia with age, a feature commonly observed in late stages of human type II diabetes when blood sugar levels are insufficiently controlled.

The state of pancreas and its course vary according to the models. Since this model
5 resembles that of type II diabetes mellitus, the compounds of the present invention were tested for blood sugar and triglycerides lowering activities.

Male C57BL/KsJ-db/db mice of 8 to 14 weeks age, having body weight range of 35 to 60 grams, bred at Dr. Reddy's Research Foundation (DRF) animal house, were used in the experiment. The mice were provided with standard feed (National Institute of
10 Nutrition (NIN), Hyderabad, India) and acidified water, ad libitum. The animals having more than 350 mg / dl blood sugar were used for testing. The number of animals in each group was 4.

Test compounds were suspended on 0.25 % carboxymethyl cellulose and administered to test group at a dose of 0.1 mg to 30 mg / kg through oral gavage daily for
15 6 days. The control group received vehicle (dose 10 ml / kg). On 6th day the blood samples were collected one hour after administration of test compounds / vehicle for assessing the biological activity.

The random blood sugar and triglyceride levels were measured by collecting blood (100 μ l) through orbital sinus, using heparinised capillary in tubes containing
20 EDTA which was centrifuged to obtain plasma. The plasma glucose and triglyceride levels were measured spectrometrically, by glucose oxidase and glycerol-3-PO₄ oxidase/peroxidase enzyme (Dr. Reddy's Lab. Diagnostic Division Kits, Hyderabad, India) methods respectively.

The blood sugar and triglycerides lowering activities of the test compound was
25 calculated according to the formula.

No adverse effects were observed for any of the mentioned compounds of invention in the above test.

Compound	Dose (mg / kg)	Reduction in Blood Glucose Level (%)	Triglyceride Lowering (%)
Example 41	3	53	27
Example 50	3	45	23
Example 44	10	47	74

The ob/ob mice were obtained at 5 weeks of age from Bomholtgard, Demark and were used at 8 weeks of age. Zucker fa/fa fatty rats were obtained from IffaCredo, France at 10 weeks of age and were used at 13 weeks of age. The animals were maintained under 12 hour light and dark cycle at 25 ± 1 °C. Animals were given standard laboratory chow (NIN, Hyderabad, India) and water, *ad libitum* (Fujiwara. T., Yoshioka. S., Yoshioka, T., Ushiyama, I and Horikoshi, H. Characterization of new oral antidiabetic agent CS-045. Studies in KK and ob/ob mice and Zucker fatty rats. Diabetes. 1988. 37 : 1549 – 1558).

The test compounds were administered at 0.1 to 30 mg/kg/day dose for 9 days. The control animals received the vehicle (0.25 % carboxymethylcellulose, dose 10 ml/kg) through oral gavage.

The blood samples were collected in fed state 1 hour after drug administration on 0 and 9 day of treatment. The blood was collected from the retro-orbital sinus through heparinised capillary in EDTA containing tubes. After centrifugation, plasma sample was separated for triglyceride, glucose, free fatty acid, total cholesterol and insulin estimations. Measurement of plasma triglyceride, glucose, total cholesterol were done using commercial kits (Dr. Reddy's Laboratory, Diagnostic Division, India). The plasma free fatty acid was measured using a commercial kit from Boehringer Mannheim, Germany. The plasma insulin was measured using a RIA kit (BARC, India). The reduction of various parameters examined are calculated according to the formula given below.

In ob/ob mice oral glucose tolerance test was performed after 9 days treatment. Mice were fasted for 5 hrs and challenged with 3 gm/kg of glucose orally. The blood samples were collected at 0, 15, 30, 60 and 120 min for estimation of plasma glucose levels.

The experimental results from the db/db mice, ob/ob mice, Zucker fa/fa rats suggest that the novel compounds of the present invention also possess therapeutic utility as a prophylactic or regular treatment for diabetes, obesity, cardiovascular disorders such as hypertension, hyperlipidaemia and other diseases; as it is known from the literature that such diseases are interrelated to each other.

Blood glucose level and triglycerides are also lowered at doses greater than 10 mg/kg. Normally, the quantum of reduction is dose dependent and plateaus at certain dose.

b) **Plasma triglyceride and Cholesterol lowering activity in hypercholesterolemic rat models**

Male Sprague Dawley rats (NIN stock) were bred in DRF animal house. Animals were maintained under 12 hour light and dark cycle at 25 ± 1 °C. Rats of 180 - 200 gram body weight range were used for the experiment. Animals were made hypercholesterolemic by feeding 2% cholesterol and 1% sodium cholate mixed with standard laboratory chow [National Institute of Nutrition (NIN), Hyderabad, India] for 6 days. Throughout the experimental period the animals were maintained on the same diet (Petit, D., Bonnefis, M. T., Rey, C and Infante, R. Effects of ciprofibrate on liver lipids and lipoprotein synthesis in normo- and hyperlipidemic rats. Atherosclerosis. 1988. 74 : 215 – 225).

The test compounds were administered orally at a dose 0.1 to 30 mg/kg/day for 3 days. Control group was treated with vehicle alone (0.25 % Carboxymethylcellulose; dose 10 ml/kg).

The blood samples were collected in fed state 1 hour after drug administration on 0 and 3 day of compound treatment. The blood was collected from the retro-orbital sinus through heparinised capillary in EDTA containing tubes. After centrifugation, plasma sample was separated for total cholesterol, HDL and triglyceride estimations.

Measurement of plasma triglyceride, total cholesterol and HDL were done using commercial kits (Dr. Reddy's Laboratory, Diagnostic Division, India). LDL and VLDL cholesterol were calculated from the data obtained for total cholesterol, HDL and triglyceride. The reduction of various parameters examined are calculated according to the formula.

Example No.	Dose mg/kg	Triglyceride (%) ↓	Total Cholesterol (%) ↓	HDL (%) ↑	LDL (%) ↓	VLDL (%) ↓
Example 27	1	43	57	37	58	79
Example 44	1	50	42	46	44	53

↓ reduction ; ↑ increase

c) Plasma triglyceride and total cholesterol lowering activity in Swiss albino mice and Guinea pigs

5 Male Swiss albino mice (SAM) and male Guinea pigs were obtained from NIN and housed in DRF animal house. All these animals were maintained under 12 hour light and dark cycle at $25 \pm 1^{\circ}\text{C}$. Animals were given standard laboratory chow (NIN. Hyderabad, India) and water, *ad libitum*. SAM of 20 - 25 g body weight range and
 10 Guinea pigs of 500 - 700 g body weight range were used (Oliver, P., Plancke, M. O., Marzin, D., Clavey, V., Sauzieres, J and Fruchart, J. C. Effects of fenofibrate, gemfibrozil and nicotinic acid on plasma lipoprotein levels in normal and hyperlipidemic mice. Atherosclerosis. 1988. 70 : 107 – 114).

The test compounds were administered orally to Swiss albino mice at 0.3 to 30 mg/kg/day dose for 6 days. Control mice were treated with vehicle (0.25%
 15 Carboxymethylcellulose; dose 10 ml/kg). The test compounds were administered orally to Guinea pigs at 0.3 to 30 mg/kg/day dose for 6 days. Control animals were treated with vehicle (0.25% Carboxymethylcellulose; dose 5 ml/kg).

The blood samples were collected in fed state 1 hour after drug administration on
 20 0 and 6 day of treatment. The blood was collected from the retro-orbital sinus through heparinised capillary in EDTA containing tubes. After centrifugation, plasma sample was separated for triglyceride and total cholesterol (Wieland, O. Methods of Enzymatic analysis. Bergermeyer, H. O., Ed., 1963. 211 - 214; Trinder, P. Ann. Clin. Biochem. 1969. 6 : 24 – 27). Measurement of plasma triglyceride, total cholesterol and HDL were done using commercial kits (Dr. Reddy's Diagnostic Division, Hyderabad, India).

Compound	Dose (mg / kg)	Triglyceride Lowering (%)
Example 33	3	55
Example 41	10	54
Example 43	3	49
Example 63	3	57

c) **Body weight reducing effect in cholesterol fed hamsters :**

Male Syrian Hamsters were procured from NIN, Hyderabad, India. Animals were housed at DRF animal house under 12 hour light and dark cycle at 25 ± 1 °C with free access to food and water. Animals were maintained with 1 % cholesterol containing standard laboratory chow (NIN) from the day of treatment.

The test compounds were administered orally at 1 to 30 mg/kg/day dose for 15 days. Control group animals were treated with vehicle (Mill Q water, dose 10 ml/kg/day). Body weights were measured on every 3rd day.

Example No.	Dose (mg/kg/day)	Body weight Reduction (%)
Example 27	10	12
Example 30	10	18

Formulae for calculation :

1. Percent reduction in Blood sugar / triglycerides / total cholesterol / body weight were calculated according to the formula:

15

$$\text{Percent reduction (\%)} = 1 - \frac{\text{TT/OT}}{\text{TC/OC}} \times 100$$

OC = Zero day control group value

OT = Zero day treated group value

20

TC = Test day control group value

TT = Test day treated group value

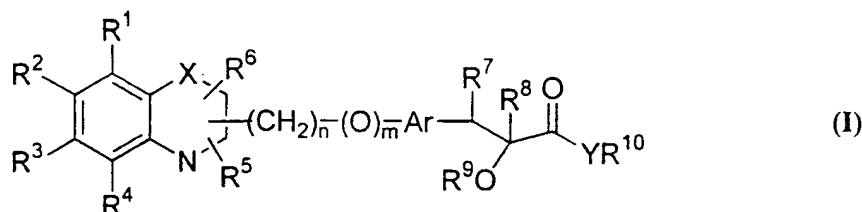
2. LDL and VLDL cholesterol levels were calculated according to the formula :

$$\text{LDL cholesterol in mg/dl} = \text{Total cholesterol} - \text{HDL cholesterol} - \frac{\text{Triglyceride}}{5}$$

5 VLDL cholesterol in mg/dl = Total cholesterol - HDL cholesterol - LDL cholesterol

CLAIMS

1. A compound of formula (I)



- its derivatives, its analogs, its tautomeric forms, its stereoisomers, its polymorphs, its
- 5 pharmaceutically acceptable salts, its pharmaceutically acceptable solvates, wherein the groups R^1 , R^2 , R^3 , R^4 , and the groups R^5 and R^6 when attached to a carbon atom, may be same or different and represent hydrogen, halogen, hydroxy, nitro, cyano, formyl or optionally substituted groups selected from alkyl, cycloalkyl, alkoxy, cycloalkoxy, aryl, aryloxy, aralkyl, aralkoxy, heterocyclyl, heteroaryl, heteroaralkyl, heteroaryloxy,
- 10 heteroaralkoxy, acyl, acyloxy, hydroxyalkyl, amino, acylamino, alkylamino, arylamino, aralkylamino, aminoalkyl, alkoxyacetyl, aryloxyacetyl, aralkoxyacetyl, alkoxyalkyl, aryloxyalkyl, aralkoxyalkyl, alkylthio, thioalkyl, alkoxyacetylamino, aryloxyacetylamino, aralkoxyacetylamino, carboxylic acid or its derivatives, or sulfonic acid or its derivatives; one or both of R^5 and R^6 may represent an oxo group
- 15 when attached to a carbon atom; R^5 and R^6 when attached to a nitrogen atom represents hydrogen, hydroxy, formyl or optionally substituted groups selected from alkyl, cycloalkyl, alkoxy, cycloalkoxy, aryl, aralkyl, heterocyclyl, heteroaryl, heteroaralkyl, acyl, acyloxy, hydroxyalkyl, amino, acylamino, alkylamino, arylamino, aralkylamino, aminoalkyl, aryloxy, aralkoxy, heteroaryloxy, heteroaralkoxy, alkoxyacetyl,
- 20 aryloxyacetyl, aralkoxyacetyl, alkoxyalkyl, aryloxyalkyl, aralkoxyalkyl, alkylthio, thioalkyl groups, carboxylic acid derivatives, or sulfonic acid derivatives; X represents a heteroatom selected from oxygen, sulfur or NR^{11} where R^{11} is selected from hydrogen, or optionally substituted alkyl, cycloalkyl, aryl, aralkyl, acyl, alkoxyacetyl, aryloxyacetyl, or aralkoxyacetyl group; Ar represents an optionally substituted
- 25 divalent single or fused aromatic or heterocyclic group; R^7 represents hydrogen atom, hydroxy, alkoxy, halogen, lower alkyl, optionally substituted aralkyl group or forms a bond together with adjacent group R^8 ; R^8 represents hydrogen, hydroxy, alkoxy, halogen, lower alkyl group, acyl, or optionally substituted aralkyl or R^8 forms a bond together with

R⁷; R⁹ represents hydrogen, or optionally substituted groups selected from alkyl, cycloalkyl, aryl, aralkyl, alkoxyalkyl, alkoxyalkyl, aryloxyalkyl, arylaminocarbonyl, arylaminocarbonyl, acyl, heterocyclyl, heteroaryl, or heteroaralkyl groups; R¹⁰ represents hydrogen or optionally substituted groups selected from alkyl, cycloalkyl, aryl, aralkyl, heterocyclyl, heteroaryl, or heteroaralkyl groups; Y represents oxygen or NR¹², where R¹² represents hydrogen, alkyl, aryl, hydroxyalkyl, aralkyl, heterocyclyl, heteroaryl, or heteroaralkyl groups; R¹⁰ and R¹² together may form a 5 or 6 membered cyclic structure containing carbon atoms, which may optionally contain one or more heteroatoms selected from oxygen, sulfur or nitrogen; the linking group represented by -(CH₂)_n-(O)_m- may be attached either through a nitrogen atom or a carbon atom; n is an integer ranging from 1-4 and m is an integer 0 or 1.

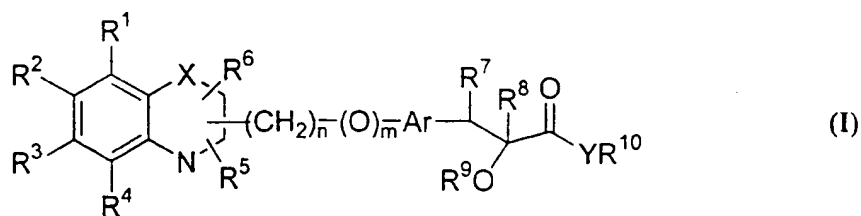
2. A compound according to claim 1, wherein when the groups represented by R¹ – R⁴ and the groups R⁵ and R⁶ when attached to a carbon atom are substituted, the substituents are selected from halogen, hydroxy, or nitro or optionally substituted groups selected from alkyl, cycloalkyl, alkoxy, cycloalkoxy, aryl, aralkyl, aralkoxyalkyl, heterocyclyl, heteroaryl, heteroaralkyl, acyl, acyloxy, hydroxyalkyl, amino, acylamino, arylamino, aminoalkyl, aryloxy, alkoxyalkyl, alkylamino, alkoxyalkyl, alkylthio, thioalkyl, carboxylic acid or its derivatives, or sulfonic acid or its derivatives.

3. A compound according to claim 1, wherein when the groups R⁵ and R⁶ attached to nitrogen are substituted, the substituents are selected from halogen atoms, hydroxy, acyl, acyloxy, or amino groups.

4. A compound according to claim 1, wherein Ar represents optionally substituted divalent phenylene, naphthylene, pyridyl, quinolinyl, benzofuranyl, dihydrobenzofuryl, benzopyranyl, dihydrobenzopyranyl, indolyl, indolinyl, azaindolyl, azaindolyl, pyrazolyl, benzothiazolyl, or benzoxazolyl groups.

5. A compound according to claim 1, wherein the substituents on the group represented by R⁹ are selected from halogen, hydroxy, or nitro or optionally substituted groups selected from alkyl, cycloalkyl, alkoxy, cycloalkoxy, aryl, aralkyl, aralkoxyalkyl, heterocyclyl, heteroaryl, heteroaralkyl, acyl, acyloxy, hydroxyalkyl, amino, acylamino, arylamino, aminoalkyl, aryloxy, alkoxyalkyl, alkylamino, alkoxyalkyl, alkylthio, thioalkyl groups, carboxylic acid or its derivatives, or sulfonic acid or its derivatives.

6. A process for the preparation of compound of formula (I)



its derivatives, its analogs, its tautomeric forms, its stereoisomers, its polymorphs, its pharmaceutically acceptable salts, its pharmaceutically acceptable solvates. wherein the groups R^1 , R^2 , R^3 , R^4 , and the groups R^5 and R^6 when attached to a carbon atom, may be

5 same or different and represent hydrogen, halogen, hydroxy, nitro, cyano, formyl or optionally substituted groups selected from alkyl, cycloalkyl, alkoxy, cycloalkoxy, aryl, aryloxy, aralkyl, aralkoxy, heterocyclyl, heteroaryl, heteroaralkyl, heteroaryloxy, heteroaralkoxy, acyl, acyloxy, hydroxyalkyl, amino, acylamino, alkylamino, arylamino, aralkylamino, aminoalkyl, alkoxycarbonyl, aryloxy carbonyl, aralkoxycarbonyl,

10 alkoxyalkyl, aryloxyalkyl, aralkoxyalkyl, alkylthio, thioalkyl, alkoxycarbonylamino, aryloxy carbonylamino, aralkoxycarbonylamino, carboxylic acid or its derivatives, or sulfonic acid or its derivatives; one or both of R^5 and R^6 may represent an oxo group when attached to a carbon atom; R^5 and R^6 when attached to nitrogen atom represents hydrogen, hydroxy, formyl or optionally substituted groups selected from alkyl,

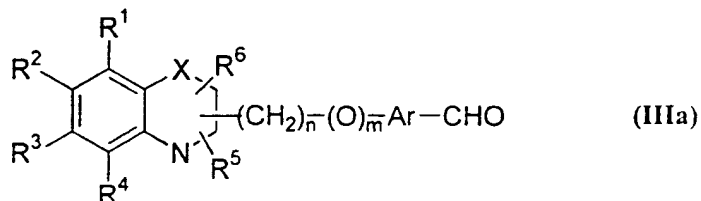
15 cycloalkyl, alkoxy, cycloalkoxy, aryl, aralkyl, heterocyclyl, heteroaryl, heteroaralkyl, acyl, acyloxy, hydroxyalkyl, amino, acylamino, alkylamino, arylamino, aralkylamino, aminoalkyl, aryloxy, aralkoxy, heteroaryloxy, heteroaralkoxy, alkoxycarbonyl, aryloxy carbonyl, aralkoxycarbonyl, alkoxyalkyl, aryloxyalkyl, aralkoxyalkyl, alkylthio, thioalkyl groups, carboxylic acid derivatives, or sulfonic acid derivatives; X represents a

20 heteroatom selected from oxygen, sulfur or NR^{11} where R^{11} is selected from hydrogen, or optionally substituted alkyl, cycloalkyl, aryl, aralkyl, acyl, alkoxycarbonyl, aryloxy carbonyl, or aralkoxycarbonyl group; Ar represents an optionally substituted divalent single or fused aromatic or heterocyclic group; R^7 and R^8 together represent a bond; R^9 represents hydrogen, or optionally substituted groups selected from alkyl,

25 cycloalkyl, aryl, aralkyl, alkoxyalkyl, alkoxycarbonyl, aryloxy carbonyl, alkylaminocarbonyl, arylaminocarbonyl, acyl, heterocyclyl, heteroaryl, or heteroaralkyl groups; R^{10} represents hydrogen or optionally substituted groups selected from alkyl, cycloalkyl, aryl, aralkyl, heterocyclyl, heteroaryl, or heteroaralkyl group; Y represents

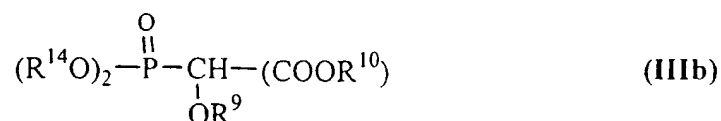
oxygen; the linking group represented by $-(\text{CH}_2)_n-(\text{O})_m-$ may be attached either through nitrogen atom or carbon atom; n is an integer ranging from 1-4 and m is an integer 0 or 1, which comprises :

a) reacting a compound of formula (IIIa)



5

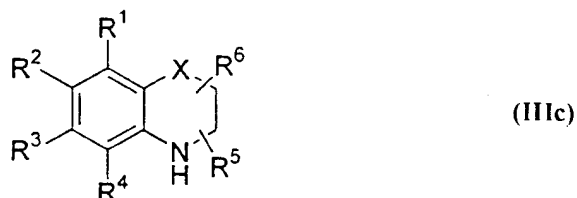
where all symbols are as defined above with a compound of formula (IIIb)



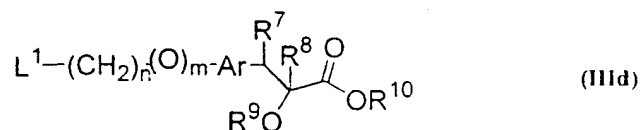
where R^9 and R^{10} are as defined above and R^{14} represents $(\text{C}_1\text{-C}_6)$ alkyl. to yield compound of formula (I) defined above;

10

b) reacting a compound of formula (IIIc)

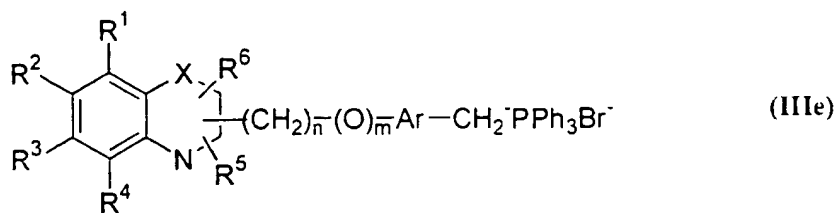


where all symbols are as defined above with a compound of formula (III d)

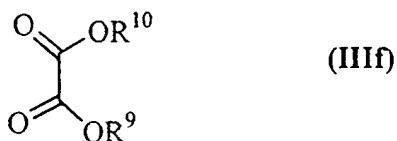


15 where R^7 and R^8 together represent a bond and all symbols are as defined above and L^1 is a leaving group to produce a compound of formula (I) defined above;

c) reacting a compound of formula (IIIe)

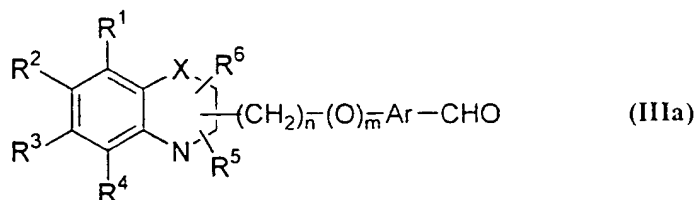


where all symbols are as defined above with a compound of formula (IIIe)

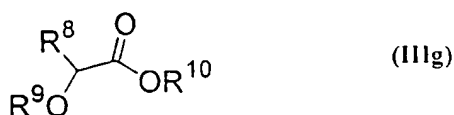


where $R^9 = R^{10}$ and are as defined above to produce a compound of the formula (I);

5 d) reacting a compound of formula (IIIa)

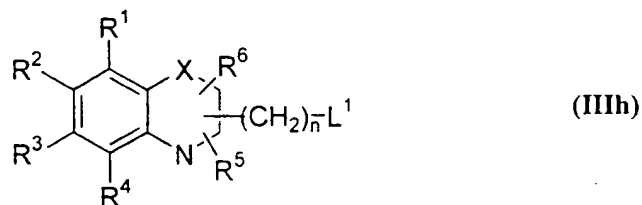


where all other symbols are as defined above with a compound of formula (IIIg)



10 where R^8 , R^9 , and R^{10} are as defined above to yield a compound of formula (I) as defined above after dehydration;

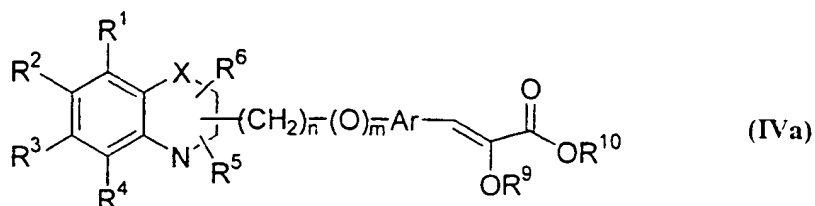
e) reacting a compound of formula (IIIh)



where all symbols are as defined earlier and L^1 represents a leaving group, with compound of formula (IIIi)

optionally substituted groups selected from alkyl, cycloalkyl, alkoxy, cycloalkoxy, aryl, aryloxy, aralkyl, aralkoxy, heterocyclyl, heteroaryl, heteroaralkyl, heteroaryloxy, heteroaralkoxy, acyl, acyloxy, hydroxyalkyl, amino, acylamino, alkylamino, arylamino, aralkylamino, aminoalkyl, alkoxycarbonyl, aryloxy carbonyl, aralkoxycarbonyl, alkoxyalkyl, aryloxyalkyl, aralkoxyalkyl, alkylthio, thioalkyl, alkoxycarbonylamino, aryloxy carbonylamino, aralkoxycarbonylamino, carboxylic acid or its derivatives, or sulfonic acid or its derivatives; one or both of R^5 and R^6 may represent an oxo group when attached to a carbon atom; R^5 and R^6 when attached to a nitrogen atom represents hydrogen, hydroxy, formyl or optionally substituted groups selected from alkyl, cycloalkyl, alkoxy, cycloalkoxy, aryl, aralkyl, heterocyclyl, heteroaryl, heteroaralkyl, acyl, acyloxy, hydroxyalkyl, amino, acylamino, alkylamino, arylamino, aralkylamino, aminoalkyl, aryloxy, aralkoxy, heteroaryloxy, heteroaralkoxy, alkoxycarbonyl, aryloxy carbonyl, aralkoxycarbonyl, alkoxyalkyl, aryloxyalkyl, aralkoxyalkyl, alkylthio, thioalkyl groups, carboxylic acid derivatives, or sulfonic acid derivatives; X represents a heteroatom selected from oxygen, sulfur or NR^{11} where R^{11} is selected from hydrogen, or optionally substituted alkyl, cycloalkyl, aryl, aralkyl, acyl, alkoxycarbonyl, aryloxy carbonyl, or aralkoxycarbonyl groups; Ar represents an optionally substituted divalent single or fused aromatic or heterocyclic group; R^7 represents hydrogen atom, hydroxy, alkoxy, halogen, lower alkyl, or optionally substituted aralkyl group; R^8 represents hydrogen, hydroxy, alkoxy, halogen, lower alkyl group, acyl, or optionally substituted aralkyl; R^9 represents hydrogen, or optionally substituted groups selected from alkyl, cycloalkyl, aryl, aralkyl, alkoxyalkyl, alkoxycarbonyl, aryloxy carbonyl, alkylaminocarbonyl, arylaminocarbonyl, acyl, heterocyclyl, heteroaryl, or heteroaralkyl groups; R^{10} represents hydrogen or optionally substituted groups selected from alkyl, cycloalkyl, aryl, aralkyl, heterocyclyl, heteroaryl, or heteroaralkyl groups; Y represents oxygen; the linking group represented by $-(CH_2)_n-(O)_m-$ may be attached either through a nitrogen atom or a carbon atom; n is an integer ranging from 1-4 and m is an integer 0 or 1, which comprises :

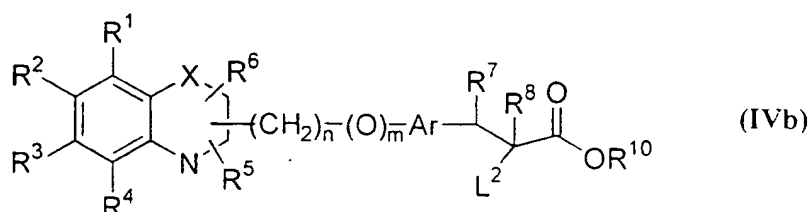
- a) reducing a compound of formula (IVa)



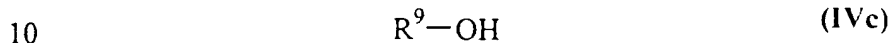
which represents a compound of formula (I) where R^7 and R^8 together represent a bond and Y represents an oxygen atom and all other symbols are as defined above, prepared according to any of the processes claimed in claim 6, to yield a compound of the formula

5 (I) where R^7 and R^8 each represent hydrogen atom and all symbols are as defined above;

a) reacting a compound of formula (IVb)

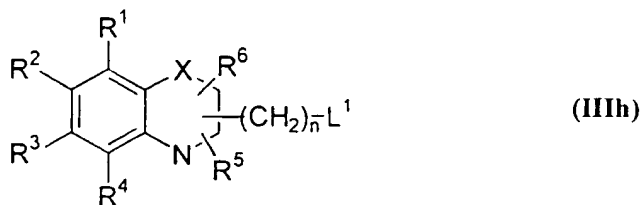


where all symbols are as defined above and L^2 is a leaving group with an alcohol of formula (IVc),

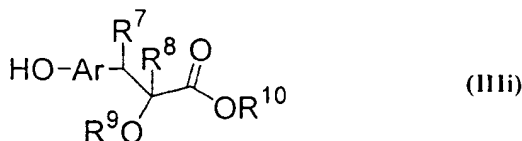


where R^9 represents optionally substituted groups selected from alkyl, cycloalkyl, aryl, aralkyl, alkoxyalkyl, alkoxy carbonyl, aryloxy carbonyl, alkylaminocarbonyl, arylaminocarbonyl, acyl, heterocyclyl, heteroaryl, or heteroaralkyl groups produce a compound of the formula (I) defined above;

15 b) reacting a compound of formula (IIIh)

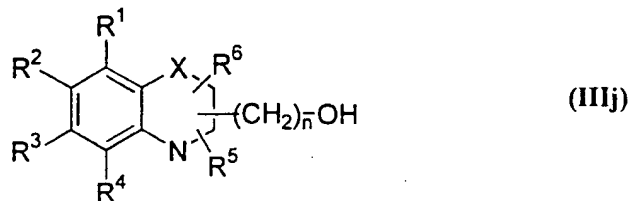


where all symbols are as defined above and L^1 is a leaving group with a compound of formula (IIIi)

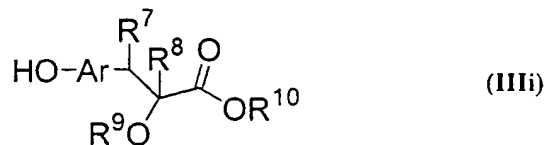


where all symbols are as defined above to produce a compound of the formula (I) where m represents an integer 1 and all other symbols are as defined above;

c) reacting a compound of formula (IIIj)

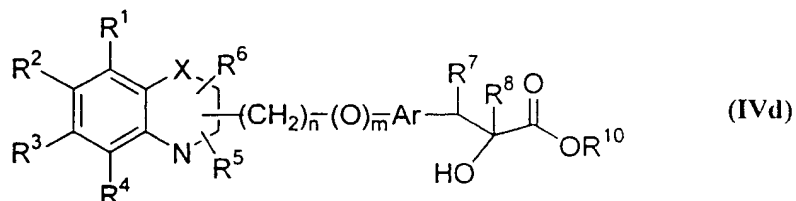


5 where all symbols are as defined above with a compound of formula (IIIi)



where all symbols are as defined above to produce a compound of formula (I) where m represents an integer 1 and all other symbols are as defined above;

d) reacting a compound of formula (IVd)



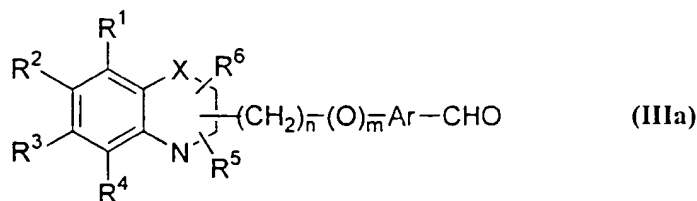
10

which represents a compound of formula (I) where R^9 represents a hydrogen atom and all other symbols are as defined above with a compound of formula (IVe)

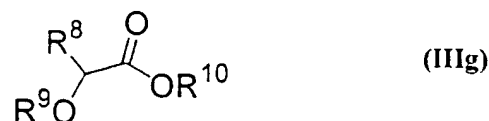


15 where R^9 represents optionally substituted groups selected from alkyl, cycloalkyl, aryl, aralkyl, alkoxyalkyl, alkoxyacetyl, aryloxyacetyl, alkylaminocarbonyl, arylaminocarbonyl, acyl, heterocyclyl, heteroaryl, or heteroaralkyl groups and L^2 is a halogen atom to produce a compound of formula (I) defined above;

f) reacting a compound of the formula (IIIa)

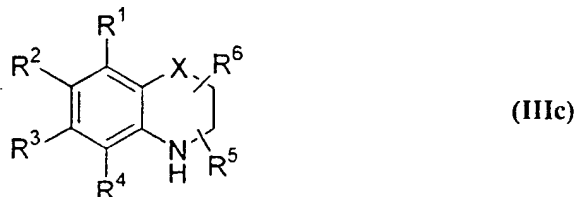


where all symbols are as defined above with a compound of formula (IIIg)

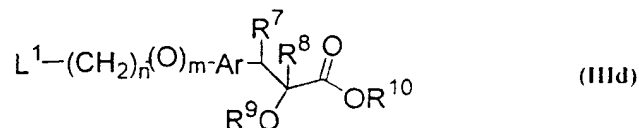


where R⁸, R⁹, R¹⁰ are as defined above to produce a compound of formula (I) after dehydroxylation;

5 g) reacting a compound of formula (IIIc)

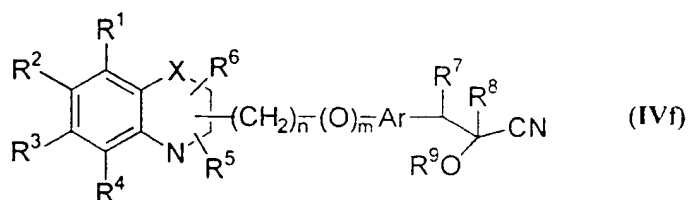


where all symbols are as defined above with a compound of formula (III d)



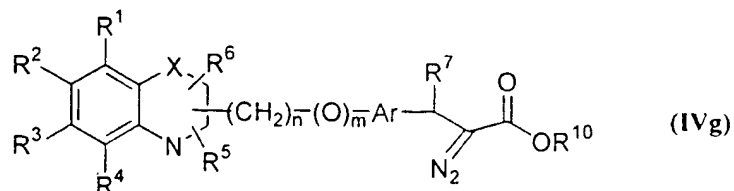
10 where L¹ is a leaving group and all other symbols are as defined above to produce a compound of formula (I) defined above;

h) converting a compound of formula (IV f)



where all symbols are as defined above to a compound of formula (I) defined above;

i) reacting a compound of formula (IVg)



15

where all symbols are as defined above with a compound of formula (IVc)

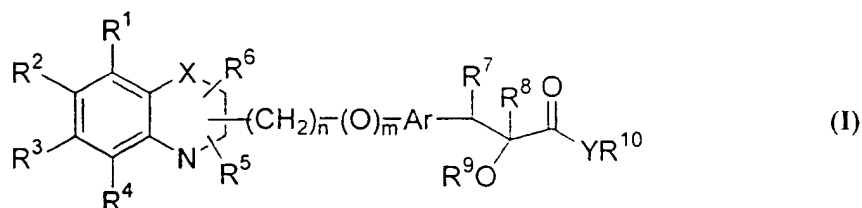


where R⁹ represents optionally substituted groups selected from alkyl, cycloalkyl, aryl, aralkyl, alkoxyalkyl, alkoxyacetyl, aryloxyacetyl, alkylaminocarbonyl, arylaminocarbonyl, acyl, heterocyclyl, heteroaryl, or heteroaralkyl groups to produce a compound of formula (I), optionally;

5 j). resolving the compound of formula (I) obtained in any of the processes described above into its stereoisomers, and optionally;

k) converting the compounds of formula (I) or its stereoisomers obtained in any of the processes described above into pharmaceutically acceptable salts or pharmaceutically acceptable solvates.

10 8. A process for the preparation of compound of formula (I)



its derivatives, its analogs, its tautomeric forms, its stereoisomers, its polymorphs, its pharmaceutically acceptable salts, its pharmaceutically acceptable solvates, wherein the groups R¹, R², R³, R⁴, and the groups R⁵ and R⁶ when attached to a carbon atom, may be
 15 same or different and represent hydrogen, halogen, hydroxy, nitro, cyano, formyl or optionally substituted groups selected from alkyl, cycloalkyl, alkoxy, cycloalkoxy, aryl, aryloxy, aralkyl, aralkoxy, heterocyclyl, heteroaryl, heteroaralkyl, heteroaryloxy, heteroaralkoxy, acyl, acyloxy, hydroxyalkyl, amino, acylamino, alkylamino, arylamino, aralkylamino, aminoalkyl, alkoxyacetyl, aryloxyacetyl, aralkoxyacetyl,
 20 alkoxyalkyl, aryloxyalkyl, aralkoxyalkyl, alkylthio, thioalkyl, alkoxyacetylamino, aryloxyacetylamino, aralkoxyacetylamino, carboxylic acid or its derivatives, or sulfonic acid or its derivatives; or one or both of R⁵ and R⁶ may represent an oxo group when attached to a carbon atom; R⁵ and R⁶ when attached to a nitrogen atom represents hydrogen, hydroxy, formyl or optionally substituted groups selected from alkyl,
 25 cycloalkyl, alkoxy, cycloalkoxy, aryl, aralkyl, heterocyclyl, heteroaryl, heteroaralkyl, acyl, acyloxy, hydroxyalkyl, amino, acylamino, alkylamino, arylamino, aralkylamino, aminoalkyl, aryloxy, aralkoxy, heteroaryloxy, heteroaralkoxy, alkoxyacetyl, aryloxyacetyl, aralkoxyacetyl, alkylthio,

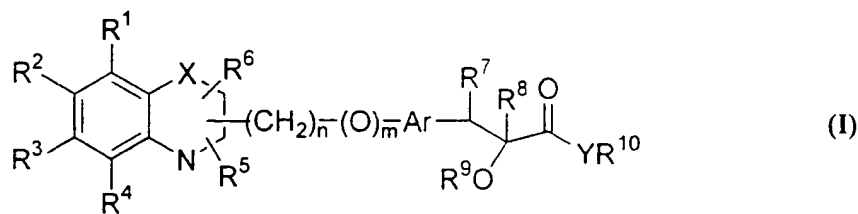
thioalkyl groups, carboxylic acid derivatives, or sulfonic acid derivatives; X represents a heteroatom selected from oxygen, sulfur or NR¹¹ where R¹¹ is selected from hydrogen, or optionally substituted alkyl, cycloalkyl, aryl, aralkyl, acyl, alkoxy, carbonyl, aryloxy, aryloxy, or aralkoxy carbonyl groups; Ar represents an optionally substituted

5 divalent single or fused aromatic or heterocyclic group; R⁷ represents hydrogen atom, hydroxy, alkoxy, halogen, lower alkyl, or optionally substituted aralkyl group or forms a bond together with the adjacent group R⁸; R⁸ represents hydrogen, hydroxy, alkoxy, halogen, lower alkyl group, acyl, or optionally substituted aralkyl or R⁸ forms a bond together with R⁷; R⁹ represents hydrogen, or optionally substituted groups selected from

10 alkyl, cycloalkyl, aryl, aralkyl, alkoxyalkyl, alkoxy, carbonyl, aryloxy, carbonyl, alkylaminocarbonyl, arylaminocarbonyl, acyl, heterocyclic, heteroaryl, or heteroaralkyl groups; R¹⁰ represents hydrogen or optionally substituted groups selected from alkyl, cycloalkyl, aryl, aralkyl, heterocyclic, heteroaryl, or heteroaralkyl groups; Y represents NR¹², where R¹² represents hydrogen, alkyl, aryl, hydroxyalkyl, aralkyl, heterocyclic, heteroaryl, or heteroaralkyl group; R¹⁰ and R¹² together may form a 5 or 6 membered cyclic structure containing carbon atoms, which may optionally contain one or more

15 heteroatoms selected from oxygen, sulfur or nitrogen; the linking group represented by - (CH₂)_n-(O)_m- may be attached either through a nitrogen atom or a carbon atom; n is an integer ranging from 1-4 and m is an integer 0 or 1, which comprises:

20 a) reacting a compound of formula (I)

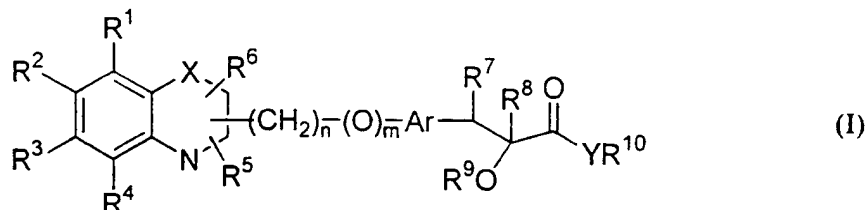


where all symbols are as defined above and Y represents oxygen, YR¹⁰ represents a halogen atom, or COYR¹⁰ represents a mixed anhydride group with appropriate amines of the formula NHR¹⁰R¹², where R¹⁰ and R¹² are as defined earlier and, optionally;

25 b) resolving the compound of formula (I) obtained above into stereoisomers, optionally;

c) converting the compounds of formula (I) obtained above into pharmaceutically acceptable salts or pharmaceutically acceptable solvates.

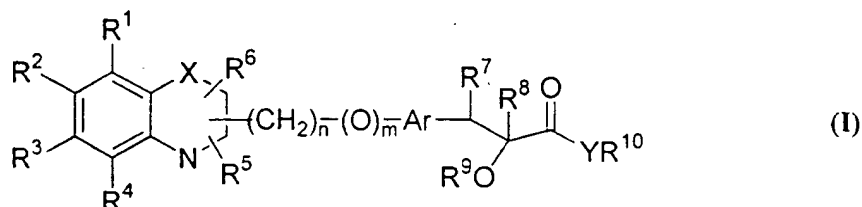
9. A compound of formula (I)



its derivatives, its analogs, its tautomeric forms, its stereoisomers, its polymorphs, its
 5 pharmaceutically acceptable salts, its pharmaceutically acceptable solvates. wherein the
 groups R¹, R², R³, R⁴, and the groups R⁵ and R⁶ when attached to a carbon atom, may be
 same or different and represent hydrogen, halogen, hydroxy, nitro, cyano, formyl or
 optionally substituted groups selected from alkyl, cycloalkyl, alkoxy, cycloalkoxy, aryl,
 aryloxy, aralkyl, aralkoxy, heterocyclyl, heteroaryl, heteroaralkyl, heteroaryloxy,
 10 heteroaralkoxy, acyl, acyloxy, hydroxyalkyl, amino, acylamino, alkylamino, arylamino,
 aralkylamino, aminoalkyl, alkoxyacetyl, aryloxyacetyl, aralkoxyacetyl,
 alkoxyalkyl, aryloxyalkyl, aralkoxyalkyl, alkylthio, thioalkyl, alkoxyacetylamino,
 aryloxyacetylamino, aralkoxyacetylamino, carboxylic acid or its derivatives, or
 sulfonic acid or its derivatives; one or both of R⁵ and R⁶ may represent an oxo group
 15 when attached to a carbon atom; R⁵ and R⁶ when attached to nitrogen atom represents
 hydrogen, hydroxy, formyl or optionally substituted groups selected from alkyl,
 cycloalkyl, alkoxy, cycloalkoxy, aryl, aralkyl, heterocyclyl, heteroaryl, heteroaralkyl,
 acyl, acyloxy, hydroxyalkyl, amino, acylamino, alkylamino, arylamino, aralkylamino,
 aminoalkyl, aryloxy, aralkoxy, heteroaryloxy, heteroaralkoxy, alkoxyacetyl,
 20 aryloxyacetyl, aralkoxyacetyl, alkoxyalkyl, aryloxyalkyl, aralkoxyalkyl, alkylthio,
 thioalkyl groups, carboxylic acid derivatives, or sulfonic acid derivatives; X represents a
 heteroatom selected from oxygen, sulfur or NR¹¹ where R¹¹ is selected from hydrogen, or
 optionally substituted alkyl, cycloalkyl, aryl, aralkyl, acyl, alkoxyacetyl,
 aryloxyacetyl, or aralkoxyacetyl groups; Ar represents an optionally substituted
 25 divalent single or fused aromatic or heterocyclic group; R⁷ and R⁸ together represent a
 bond; R⁹ represents hydrogen, or optionally substituted groups selected from alkyl,
 cycloalkyl, aryl, aralkyl, alkoxyalkyl, alkoxyacetyl, aryloxyacetyl,
 alkylaminocarbonyl, arylaminocarbonyl, acyl, heterocyclyl, heteroaryl, or heteroaralkyl

groups; R¹⁰ represents hydrogen or optionally substituted groups selected from alkyl, cycloalkyl, aryl, aralkyl, heterocyclyl, heteroaryl, or heteroaralkyl groups; Y represents oxygen; the linking group represented by -(CH₂)_n-(O)_m- may be attached either through a nitrogen atom or a carbon atom; n is an integer ranging from 1-4 and m is an integer 0 or 1, prepared according to the process of claim 6.

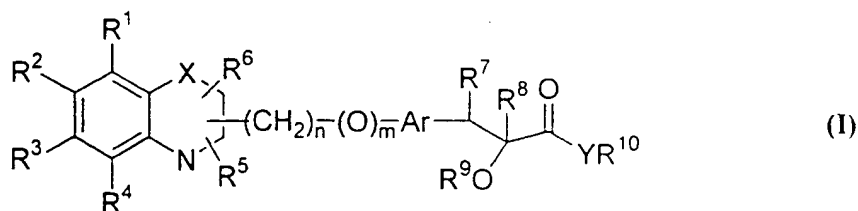
10. A compound of formula (I)



its derivatives, its analogs, its tautomeric forms, its stereoisomers, its polymorphs, its pharmaceutically acceptable salts, its pharmaceutically acceptable solvates, wherein the groups R¹, R², R³, R⁴, and the groups R⁵ and R⁶ when attached to a carbon atom, may be same or different and represent hydrogen, halogen, hydroxy, nitro, cyano, formyl or optionally substituted groups selected from alkyl, cycloalkyl, alkoxy, cycloalkoxy, aryl, aryloxy, aralkyl, aralkoxy, heterocyclyl, heteroaryl, heteroaralkyl, heteroaryloxy, heteroaralkoxy, acyl, acyloxy, hydroxyalkyl, amino, acylamino, alkylamino, arylamino, aralkylamino, aminoalkyl, alkoxyacetyl, aryloxyacetyl, aralkoxyacetyl, alkoxyalkyl, aryloxyalkyl, aralkoxyalkyl, alkylthio, thioalkyl, alkoxyacetylamino, aryloxyacetylamino, aralkoxyacetylamino, carboxylic acid or its derivatives, or sulfonic acid or its derivatives; one or both of R⁵ and R⁶ may represent an oxo group when attached to a carbon atom; R⁵ and R⁶ when attached to a nitrogen atom represents hydrogen, hydroxy, formyl or optionally substituted groups selected from alkyl, cycloalkyl, alkoxy, cycloalkoxy, aryl, aralkyl, heterocyclyl, heteroaryl, heteroaralkyl, acyl, acyloxy, hydroxyalkyl, amino, acylamino, alkylamino, arylamino, aralkylamino, aminoalkyl, aryloxy, aralkoxy, heteroaryloxy, heteroaralkoxy, alkoxyacetyl, aryloxyacetyl, aralkoxyacetyl, alkylthio, thioalkyl groups, carboxylic acid derivatives, or sulfonic acid derivatives; X represents a heteroatom selected from oxygen, sulfur or NR¹¹ where R¹¹ is selected from hydrogen, or optionally substituted alkyl, cycloalkyl, aryl, aralkyl, acyl, alkoxyacetyl,

aryloxycarbonyl, or aralkoxycarbonyl groups; Ar represents an optionally substituted divalent single or fused aromatic or heterocyclic group; R⁷ represents hydrogen atom, hydroxy, alkoxy, halogen, lower alkyl, optionally substituted aralkyl group; R⁸ represents hydrogen, hydroxy, alkoxy, halogen, lower alkyl group, acyl, or optionally substituted aralkyl; R⁹ represents hydrogen, or optionally substituted groups selected from alkyl, cycloalkyl, aryl, aralkyl, alkoxyalkyl, alkoxycarbonyl, aryloxycarbonyl, alkylaminocarbonyl, arylaminocarbonyl, acyl, heterocyclyl, heteroaryl, or heteroaralkyl groups; R¹⁰ represents hydrogen or optionally substituted groups selected from alkyl, cycloalkyl, aryl, aralkyl, heterocyclyl, heteroaryl, or heteroaralkyl groups; Y represents oxygen; the linking group represented by $-(CH_2)_n-(O)_m-$ may be attached either through a nitrogen atom or a carbon atom; n is an integer ranging from 1-4 and m is an integer 0 or 1, prepared according to the process of claim 7.

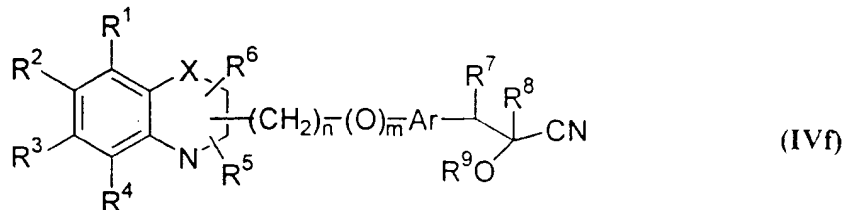
11. A compound of formula (I)



15 its derivatives, its analogs, its tautomeric forms, its stereoisomers, its polymorphs, its pharmaceutically acceptable salts, its pharmaceutically acceptable solvates, wherein the groups R¹, R², R³, R⁴, and the groups R⁵ and R⁶ when attached to a carbon atom, may be same or different and represent hydrogen, halogen, hydroxy, nitro, cyano, formyl or optionally substituted groups selected from alkyl, cycloalkyl, alkoxy, cycloalkoxy, aryl, aryoxy, aralkyl, aralkoxy, heterocyclyl, heteroaryl, heteroaralkyl, heteroaryloxy, heteroaralkoxy, acyl, acyloxy, hydroxyalkyl, amino, acylamino, alkylamino, arylamino, aralkylamino, aminoalkyl, alkoxycarbonyl, aryloxycarbonyl, aralkoxycarbonyl, alkoxyalkyl, aryloxyalkyl, aralkoxyalkyl, alkylthio, thioalkyl, alkoxycarbonylamino, aryloxycarbonylamino, aralkoxycarbonylamino, carboxylic acid or its derivatives, or sulfonic acid or its derivatives; one or both of R⁵ and R⁶ may represent an oxo group when attached to a carbon atom; R⁵ and R⁶ when attached to a nitrogen atom represents hydrogen, hydroxy, formyl or optionally substituted groups selected from alkyl, cycloalkyl, alkoxy, cycloalkoxy, aryl, aralkyl, heterocyclyl, heteroaryl, heteroaralkyl,

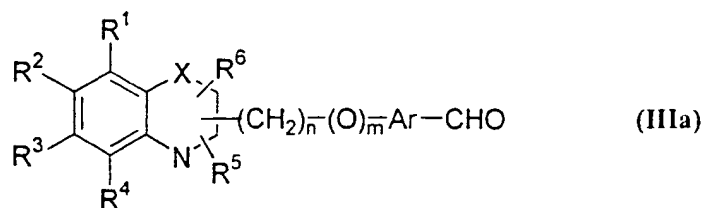
acyl, acyloxy, hydroxyalkyl, amino, acylamino, alkylamino, arylamino, aralkylamino, aminoalkyl, aryloxy, aralkoxy, heteroaryloxy, heteroaralkoxy, alkoxy-carbonyl, aryloxy-carbonyl, aralkoxy-carbonyl, alkoxyalkyl, aryloxyalkyl, aralkoxyalkyl, alkylthio, thioalkyl groups, carboxylic acid derivatives, or sulfonic acid derivatives; X represents a
 5 heteroatom selected from oxygen, sulfur or NR¹¹ where R¹¹ is selected from hydrogen, or optionally substituted alkyl, cycloalkyl, aryl, aralkyl, acyl, alkoxy-carbonyl, aryloxy-carbonyl, or aralkoxy-carbonyl groups; Ar represents an optionally substituted divalent single or fused aromatic or heterocyclic group; R⁷ represents hydrogen atom, hydroxy, alkoxy, halogen, lower alkyl, or optionally substituted aralkyl group or forms a
 10 bond together with the adjacent group R⁸; R⁸ represents hydrogen, hydroxy, alkoxy, halogen, lower alkyl group, acyl, or optionally substituted aralkyl or R⁸ forms a bond together with R⁷; R⁹ represents hydrogen, or optionally substituted groups selected from alkyl, cycloalkyl, aryl, aralkyl, alkoxyalkyl, alkoxy-carbonyl, aryloxy-carbonyl, alkylaminocarbonyl, arylaminocarbonyl, acyl, heterocyclyl, heteroaryl, or heteroaralkyl
 15 group; R¹⁰ represents hydrogen or optionally substituted groups selected from alkyl, cycloalkyl, aryl, aralkyl, heterocyclyl, heteroaryl, or heteroaralkyl groups; Y represents NR¹², where R¹² represents hydrogen, alkyl, aryl, hydroxyalkyl, aralkyl, heterocyclyl, heteroaryl, or heteroaralkyl groups; R¹⁰ and R¹² together may form a 5 or 6 membered cyclic structure containing carbon atoms, which may optionally contain one or more
 20 heteroatoms selected from oxygen, sulfur or nitrogen; the linking group represented by - (CH₂)_n-(O)_m- may be attached either through a nitrogen atom or a carbon atom; n is an integer ranging from 1-4 and m is an integer 0 or 1, prepared according to the process of claim 8.

12. An intermediate of formula (IVf)



25

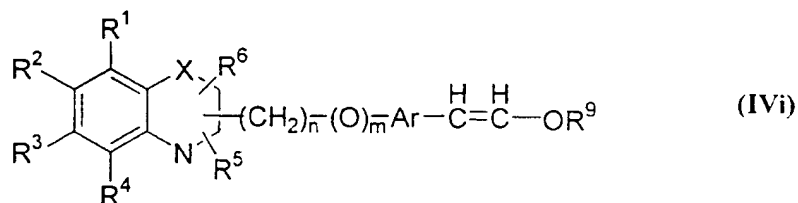
where the groups R¹, R², R³, R⁴, and the groups R⁵ and R⁶ when attached to a carbon atom, may be same or different and represent hydrogen, halogen, hydroxy, nitro, cyano, formyl or optionally substituted groups selected from alkyl, cycloalkyl, alkoxy,



where all symbols are as defined above with a compound of formula (IVh)

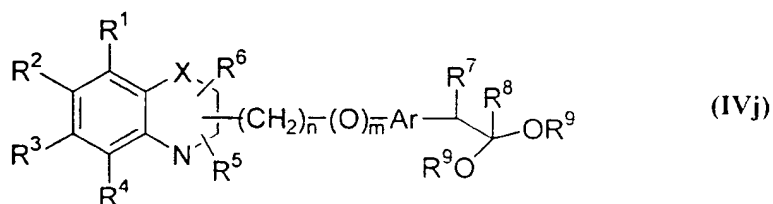


where R^9 represents optionally substituted groups selected from alkyl, cycloalkyl, aryl, aralkyl, alkoxyalkyl, alkoxyacetyl, aryloxyacetyl, alkylaminocarbonyl, arylaminocarbonyl, acyl, heterocyclyl, heteroaryl, or heteroaralkyl groups and Hal represents a halogen atom, to yield a compound of formula (IVi)



where all symbols are as defined above,

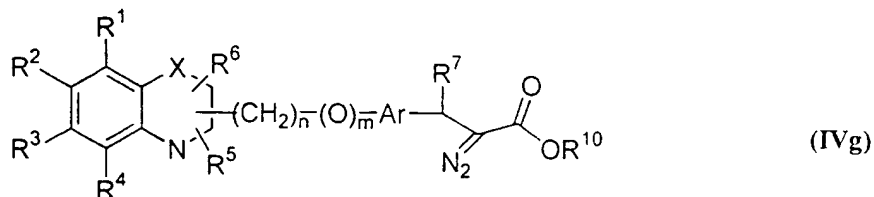
10 b) reacting a compound of formula (IVi) with an alcohol of the formula R^9OH where R^9 is as defined above to yield a compound of formula (IVj).

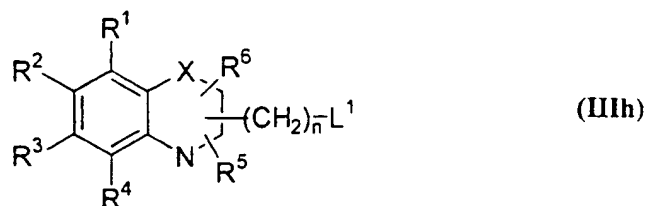


where all symbols are as defined above,

15 c) reacting a compound of formula (IVj) obtained above where all symbols are as defined above with trialkylsilyl cyanide to produce a compound of formula (IVf) where all symbols are as defined above.

14. An intermediate of formula (IVg)

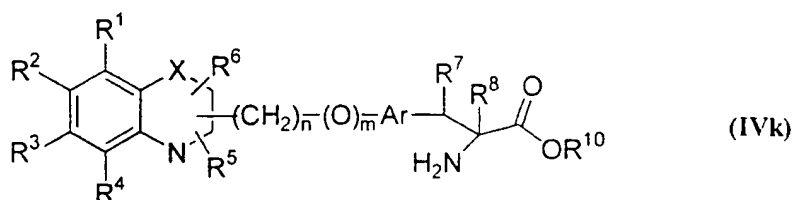




where L^1 is a leaving group and all other symbols are as defined in claim 14 with a compound of formula (IVI)



- 5 where R^8 is a hydrogen atom and all other symbols are as defined in claim 14, to yield a compound of formula (IVk)



where R^8 is a hydrogen atom and all other symbols are as defined above,

- b) reacting a compound of formula (IVk) obtained above with a diazotizing agent.
- 10
16. A compound according to claim 1 which is selected from:
- Ethyl (E/Z)-3-[4-[2-(2,3-dihydro-1,4-benzoxazin-4-yl)ethoxy]phenyl]-2-ethoxypropenoate;
- (±) Methyl 3-[4-[2-(2,3-dihydro-1,4-benzoxazin-4-yl)ethoxy]phenyl]-2-ethoxypropanoate;
- 15 (+) Methyl 3-[4-[2-(2,3-dihydro-1,4-benzoxazin-4-yl)ethoxy]phenyl]-2-ethoxypropanoate;
- (-) Methyl 3-[4-[2-(2,3-dihydro-1,4-benzoxazin-4-yl)ethoxy]phenyl]-2-ethoxypropanoate;
- 20 Ethyl (E/Z)-3-[2-(2,3-dihydro-1,4-benzoxazin-4-yl)methylbenzofuran-5-yl]-2-ethoxypropenoate;
- Ethyl (E/Z)-3-[4-[2-(2,3-dihydro-1,4-benzothiazin-4-yl)ethoxy]phenyl]-2-ethoxypropenoate;

- (±) Methyl 3-[2-(2,3-dihydro-1,4-benzoxazin-4-yl)methylbenzofuran-5-yl]-2-ethoxypropanoate;
- (+) Methyl 3-[2-(2,3-dihydro-1,4-benzoxazin-4-yl)methylbenzofuran-5-yl]-2-ethoxypropanoate;
- 5 (-) Methyl 3-[2-(2,3-dihydro-1,4-benzoxazin-4-yl)methylbenzofuran-5-yl]-2-ethoxypropanoate;
- (±) Methyl-3-[4-[2-(2,3-dihydro-1,4-benzothiazin-4-yl)ethoxy]phenyl]-2-ethoxypropanoate;
- (+) Methyl-3-[4-[2-(2,3-dihydro-1,4-benzothiazin-4-yl)ethoxy]phenyl]-2-ethoxypropanoate;
- 10 (-) Methyl-3-[4-[2-(2,3-dihydro-1,4-benzothiazin-4-yl)ethoxy]phenyl]-2-ethoxypropanoate;
- (±) Methyl 2-methyl-3-[4-[2-(2,3-dihydro-1,4-benzoxazin-4-yl)ethoxy]phenyl]-2-ethoxypropanoate;
- 15 (+) Methyl 2-methyl-3-[4-[2-(2,3-dihydro-1,4-benzoxazin-4-yl)ethoxy]phenyl]-2-ethoxypropanoate;
- (-) Methyl 2-methyl-3-[4-[2-(2,3-dihydro-1,4-benzoxazin-4-yl)ethoxy]phenyl]-2-ethoxypropanoate;
- (±) Methyl 2-(2-fluorobenzyl)-3-[4-[2-(2,3-dihydro-1,4-benzoxazin-4-yl)ethoxy]phenyl]-2-ethoxypropanoate;
- 20 (+) Methyl 2-(2-fluorobenzyl)-3-[4-[2-(2,3-dihydro-1,4-benzoxazin-4-yl)ethoxy]phenyl]-2-ethoxypropanoate;
- (-) Methyl 2-(2-fluorobenzyl)-3-[4-[2-(2,3-dihydro-1,4-benzoxazin-4-yl)ethoxy]phenyl]-2-ethoxypropanoate;
- 25 Ethyl (E/Z)-3-[4-[2-(3-oxo-2H-1,4-benzoxazin-4-yl)ethoxy]phenyl]-2-ethoxypropanoate;
- (±) Methyl 3-[4-[2-(3-oxo-2H-1,4-benzoxazin-4-yl)ethoxy]phenyl]-2-ethoxypropanoate;
- (+) Methyl 3-[4-[2-(3-oxo-2H-1,4-benzoxazin-4-yl)ethoxy]phenyl]-2-ethoxypropanoate;
- 30 (-) Methyl 3-[4-[2-(3-oxo-2H-1,4-benzoxazin-4-yl)ethoxy]phenyl]-2-ethoxypropanoate;

- Ethyl (E/Z)-3-[6-[2-(2,3-dihydro-1,4-benzothiazin-4-yl)ethoxy]naphthyl]-2-ethoxypropenoate;
- (±) Methyl 3-[6-[2-(2,3-dihydro-1,4-benzothiazin-4-yl)ethoxy]naphthyl]-2-ethoxypropanoate;
- 5 (+) Methyl 3-[6-[2-(2,3-dihydro-1,4-benzothiazin-4-yl)ethoxy]naphthyl]-2-ethoxypropanoate;
- (-) Methyl 3-[6-[2-(2,3-dihydro-1,4-benzothiazin-4-yl)ethoxy]naphthyl]-2-ethoxypropanoate;
- Ethyl 3-[4-[2-(2,3-dihydro-1,4-benzoxazin-4-yl)ethoxy]phenyl]-2-hydroxy-
- 10 propanoate;
- Ethyl 3-[4-[2-(2,3-dihydro-1,4-benzothiazin-4-yl)ethoxy]phenyl]-2-hydroxypropanoate;
- Ethyl 3-[4-[2-(2,3-dihydro-1,4-benzoxazin-4-yl)ethoxy]phenyl]-2-benzyloxypropanoate;
- 15 Ethyl 3-[4-[2-(2,3-dihydro-1,4-benzoxazin-4-yl)ethoxy]phenyl]-2-butoxypropanoate;
- Ethyl 3-[4-[2-(2,3-dihydro-1,4-benzoxazin-4-yl)ethoxy]phenyl]-2-hexyloxypropanoate;
- Ethyl (E/Z)-3-[4-[2-(2,3-dihydro-1,4-benzoxazin-4-yl)ethoxy]phenyl]-2-
- 20 phenoxypropenoate;
- (±) Methyl 3-[4-[2-(2,3-dihydro-1,4-benzoxazin-4-yl)ethoxy]phenyl]-2-phenoxypropanoate;
- (+) Methyl 3-[4-[2-(2,3-dihydro-1,4-benzoxazin-4-yl)ethoxy]phenyl]-2-phenoxypropanoate;
- 25 (-) Methyl 3-[4-[2-(2,3-dihydro-1,4-benzoxazin-4-yl)ethoxy]phenyl]-2-phenoxypropanoate;
- Ethyl (E/Z)-3-[4-[2-(2,3-dihydro-1,4-benzothiazin-4-yl)ethoxy]phenyl]-2-phenoxypropenoate;
- (±) Methyl 3-[4-[2-(2,3-dihydro-1,4-benzothiazin-4-yl)ethoxy]phenyl]-2-
- 30 phenoxypropanoate;
- (+) Methyl 3-[4-[2-(2,3-dihydro-1,4-benzothiazin-4-yl)ethoxy]phenyl]-2-phenoxypropanoate;

- (-) Methyl 3-[4-[2-(2,3-dihydro-1,4-benzothiazin-4-yl)ethoxy]phenyl]-2-phenoxypropanoate;
- Ethyl (E/Z)-3-[4-(4-methyl-3,4-dihydro-2H-1,4-benzoxazin-2-yl)methoxyphenyl]-2-ethoxypropanoate;
- 5 (±) Methyl 3-[4-(4-methyl-3,4-dihydro-2H-1,4-benzoxazin-2-yl)methoxyphenyl]-2-ethoxypropanoate;
- (+) Methyl 3-[4-(4-methyl-3,4-dihydro-2H-1,4-benzoxazin-2-yl)methoxyphenyl]-2-ethoxypropanoate;
- (-) Methyl 3-[4-(4-methyl-3,4-dihydro-2H-1,4-benzoxazin-2-yl)methoxyphenyl]-2-ethoxypropanoate;
- 10 Ethyl (E/Z)-3-[4-(4-benzyl-3,4-dihydro-2H-1,4-benzoxazin-2-yl)methoxyphenyl]-2-ethoxypropanoate;
- (±) Methyl 3-[4-(4-benzyl-3,4-dihydro-2H-1,4-benzoxazin-2-yl)methoxyphenyl]-2-ethoxypropanoate;
- 15 (+) Methyl 3-[4-(4-benzyl-3,4-dihydro-2H-1,4-benzoxazin-2-yl)methoxyphenyl]-2-ethoxypropanoate;
- (-) Methyl 3-[4-(4-benzyl-3,4-dihydro-2H-1,4-benzoxazin-2-yl)methoxyphenyl]-2-ethoxypropanoate;
- (±) 3-[4-[2-(2,3-Dihydro-1,4-benzoxazin-4-yl)ethoxy]phenyl]-2-ethoxypropanoic acid and its salts;
- 20 (+) 3-[4-[2-(2,3-Dihydro-1,4-benzoxazin-4-yl)ethoxy]phenyl]-2-ethoxypropanoic acid and its salts;
- (-) 3-[4-[2-(2,3-Dihydro-1,4-benzoxazin-4-yl)ethoxy]phenyl]-2-ethoxypropanoic acid and its salts;
- 25 (±) 3-[2-(2,3-Dihydro-1,4-benzoxazin-4-yl)methylbenzofuran-5-yl]-2-ethoxypropanoic acid and its salts;
- (+) 3-[2-(2,3-Dihydro-1,4-benzoxazin-4-yl)methylbenzofuran-5-yl]-2-ethoxypropanoic acid and its salts;
- (-) 3-[2-(2,3-Dihydro-1,4-benzoxazin-4-yl)methylbenzofuran-5-yl]-2-ethoxypropanoic acid and its salts;
- 30 (±) 3-[2-(2,3-Dihydro-1,4-benzothiazin-4-yl)methylbenzofuran-5-yl]-2-ethoxypropanoic acid and its salts;

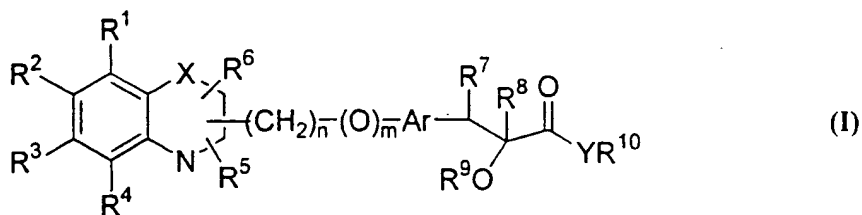
- (+) 3-[2-(2,3-Dihydro-1,4-benzothiazin-4-yl)methylbenzofuran-5-yl]-2-ethoxypropanoic acid and its salts;
- (-) 3-[2-(2,3-Dihydro-1,4-benzothiazin-4-yl)methylbenzofuran-5-yl]-2-ethoxypropanoic acid and its salts;
- 5 (±) 3-[4-[2-(2,3-Dihydro-1,4-benzothiazin-4-yl)ethoxy]phenyl]-2-ethoxypropanoic acid and its salts;
- (+) 3-[4-[2-(2,3-Dihydro-1,4-benzothiazin-4-yl)ethoxy]phenyl]-2-ethoxypropanoic acid and its salts;
- (-) 3-[4-[2-(2,3-Dihydro-1,4-benzothiazin-4-yl)ethoxy]phenyl]-2-ethoxypropanoic acid and its salts;
- 10 (±) 3-[4-[2-(2,3-Dihydro-1,4-benzothiazin-4-yl)ethoxy]phenyl]-2-ethoxypropanamide;
- (+) 3-[4-[2-(2,3-Dihydro-1,4-benzothiazin-4-yl)ethoxy]phenyl]-2-ethoxypropanamide;
- 15 (-) 3-[4-[2-(2,3-Dihydro-1,4-benzothiazin-4-yl)ethoxy]phenyl]-2-ethoxypropanamide;
- (±) N-Methyl-3-[4-[2-(2,3-dihydro-1,4-benzothiazin-4-yl)ethoxy]phenyl]-2-ethoxypropanamide;
- (+) N-Methyl-3-[4-[2-(2,3-dihydro-1,4-benzothiazin-4-yl)ethoxy]phenyl]-2-ethoxypropanamide;
- 20 (-) N-Methyl-3-[4-[2-(2,3-dihydro-1,4-benzothiazin-4-yl)ethoxy]phenyl]-2-ethoxypropanamide;
- (±) 3-[4-[2-(2,3-Dihydro-1,4-benzoxazin-4-yl)ethoxy]phenyl]-2-ethoxypropanamide;
- 25 (+) 3-[4-[2-(2,3-Dihydro-1,4-benzoxazin-4-yl)ethoxy]phenyl]-2-ethoxypropanamide;
- (-) 3-[4-[2-(2,3-Dihydro-1,4-benzoxazin-4-yl)ethoxy]phenyl]-2-ethoxypropanamide;
- (±) N-Methyl-3-[4-[2-(2,3-dihydro-1,4-benzoxazin-4-yl)ethoxy]phenyl]-2-ethoxypropanamide;
- 30 (+) N-Methyl-3-[4-[2-(2,3-dihydro-1,4-benzoxazin-4-yl)ethoxy]phenyl]-2-ethoxypropanamide;

- (-) N-Methyl-3-[4-[2-(2,3-dihydro-1,4-benzoxazin-4-yl)ethoxy]phenyl]-2-ethoxypropanamide;
- (±) N-Benzyl-3-[4-[2-(2,3-dihydro-1,4-benzoxazin-4-yl)ethoxy]phenyl]-2-ethoxypropanamide;
- 5 (+) N-Benzyl-3-[4-[2-(2,3-dihydro-1,4-benzoxazin-4-yl)ethoxy]phenyl]-2-ethoxypropanamide;
- (-) N-Benzyl-3-[4-[2-(2,3-dihydro-1,4-benzoxazin-4-yl)ethoxy]phenyl]-2-ethoxypropanamide;
- (±) N-Benzyl-3-[4-[2-(2,3-dihydro-1,4-benzothiazin-4-yl)ethoxy]phenyl]-2-ethoxypropanamide;
- 10 (+) N-Benzyl-3-[4-[2-(2,3-dihydro-1,4-benzothiazin-4-yl)ethoxy]phenyl]-2-ethoxypropanamide;
- (-) N-Benzyl-3-[4-[2-(2,3-dihydro-1,4-benzothiazin-4-yl)ethoxy]phenyl]-2-ethoxypropanamide;
- 15 2-Methyl-3-[4-[2-(2,3-dihydro-1,4-benzoxazin-4-yl)ethoxy]phenyl]-2-ethoxypropanoic acid and its salts;
- 2-(2-Fluorobenzyl)-3-[4-[2-(2,3-dihydro-1,4-benzoxazin-4-yl)ethoxy]phenyl]-2-ethoxypropanoic acid and its salts;
- (±) 3-[4-[2-(3-Oxo-2H-1,4-benzoxazin-4-yl)ethoxy]phenyl]-2-ethoxypropanoic acid and its salts;
- 20 (+) 3-[4-[2-(3-Oxo-2H-1,4-benzoxazin-4-yl)ethoxy]phenyl]-2-ethoxypropanoic acid and its salts;
- (-) 3-[4-[2-(3-Oxo-2H-1,4-benzoxazin-4-yl)ethoxy]phenyl]-2-ethoxypropanoic acid and its salts;
- 25 (±) 3-[4-[2-(3-Oxo-2H-1,4-benzothiazin-4-yl)ethoxy]phenyl]-2-ethoxypropanoic acid and its salts;
- (+) 3-[4-[2-(3-Oxo-2H-1,4-benzothiazin-4-yl)ethoxy]phenyl]-2-ethoxypropanoic acid and its salts;
- (-) 3-[4-[2-(3-Oxo-2H-1,4-benzothiazin-4-yl)ethoxy]phenyl]-2-ethoxypropanoic acid and its salts;
- 30 (±) 3-[6-[2-(2,3-Dihydro-1,4-benzoxazin-4-yl)ethoxy]naphthyl]-2-ethoxypropanoic acid and its salts;

- (+) 3-[6-[2-(2,3-Dihydro-1,4-benzoxazin-4-yl)ethoxy]naphthyl]-2-ethoxy-propanoic acid and its salts;
- (-) 3-[6-[2-(2,3-Dihydro-1,4-benzoxazin-4-yl)ethoxy]naphthyl]-2-ethoxy-propanoic acid and its salts;
- 5 (±) 3-[6-[2-(2,3-Dihydro-1,4-benzothiazin-4-yl)ethoxy]naphthyl]-2-ethoxy-propanoic acid and its salts;
- (+) 3-[6-[2-(2,3-Dihydro-1,4-benzothiazin-4-yl)ethoxy]naphthyl]-2-ethoxy-propanoic acid and its salts;
- (-) 3-[6-[2-(2,3-Dihydro-1,4-benzothiazin-4-yl)ethoxy]naphthyl]-2-ethoxy-propanoic acid and its salts;
- 10 (±) 3-[4-[2-(2,3-Dihydro-1,4-benzoxazin-4-yl)ethoxy]phenyl]-2-hydroxy-propanoic acid and its salts;
- (+) 3-[4-[2-(2,3-Dihydro-1,4-benzoxazin-4-yl)ethoxy]phenyl]-2-hydroxy-propanoic acid and its salts;
- 15 (-) 3-[4-[2-(2,3-Dihydro-1,4-benzoxazin-4-yl)ethoxy]phenyl]-2-hydroxy-propanoic acid and its salts;
- (±) 3-[4-[2-(2,3-Dihydro-1,4-benzothiazin-4-yl)ethoxy]phenyl]-2-hydroxy-propanoic acid and its salts;
- (+) 3-[4-[2-(2,3-Dihydro-1,4-benzothiazin-4-yl)ethoxy]phenyl]-2-hydroxy-propanoic acid and its salts;
- 20 (-) 3-[4-[2-(2,3-Dihydro-1,4-benzothiazin-4-yl)ethoxy]phenyl]-2-hydroxy-propanoic acid and its salts;
- (±) 3-[4-[2-(2,3-Dihydro-1,4-benzoxazin-4-yl)ethoxy]phenyl]-2-benzyloxy-propanoic acid and its salts;
- 25 (+) 3-[4-[2-(2,3-Dihydro-1,4-benzoxazin-4-yl)ethoxy]phenyl]-2-benzyloxy-propanoic acid and its salts;
- (-) 3-[4-[2-(2,3-Dihydro-1,4-benzoxazin-4-yl)ethoxy]phenyl]-2-benzyloxy-propanoic acid and its salts;
- (±) 3-[4-[2-(2,3-Dihydro-1,4-benzoxazin-4-yl)ethoxy]phenyl]-2-butoxy-propanoic acid and its salts;
- 30 (+) 3-[4-[2-(2,3-Dihydro-1,4-benzoxazin-4-yl)ethoxy]phenyl]-2-butoxy-propanoic acid and its salts;

- (-) 3-[4-[2-(2,3-Dihydro-1,4-benzoxazin-4-yl)ethoxy]phenyl]-2-butoxypropanoic acid and its salts;
- (±) 3-[4-[2-(2,3-Dihydro-1,4-benzoxazin-4-yl)ethoxy]phenyl]-2-hexyloxypropanoic acid and its salts;
- 5 (+) 3-[4-[2-(2,3-Dihydro-1,4-benzoxazin-4-yl)ethoxy]phenyl]-2-hexyloxypropanoic acid and its salts;
- (-) 3-[4-[2-(2,3-Dihydro-1,4-benzoxazin-4-yl)ethoxy]phenyl]-2-hexyloxypropanoic acid and its salts;
- (±) 3-[4-[2-(2,3-Dihydro-1,4-benzoxazin-4-yl)ethoxy]phenyl]-2-phenoxypropanoic acid and its salts;
- 10 (+) 3-[4-[2-(2,3-Dihydro-1,4-benzoxazin-4-yl)ethoxy]phenyl]-2-phenoxypropanoic acid and its salts;
- (-) 3-[4-[2-(2,3-Dihydro-1,4-benzoxazin-4-yl)ethoxy]phenyl]-2-phenoxypropanoic acid and its salts;
- 15 (±) 3-[4-[2-(2,3-Dihydro-1,4-benzothiazin-4-yl)ethoxy]phenyl]-2-phenoxypropanoic acid and its salts;
- (+) 3-[4-[2-(2,3-Dihydro-1,4-benzothiazin-4-yl)ethoxy]phenyl]-2-phenoxypropanoic acid and its salts;
- (-) 3-[4-[2-(2,3-Dihydro-1,4-benzothiazin-4-yl)ethoxy]phenyl]-2-phenoxypropanoic acid and its salts;
- 20 (±) Methyl 2-methyl-3-[4-[2-(2,3-dihydro-1,4-benzoxazin-4-yl)ethoxy]phenyl]-2-phenoxypropanoate;
- (+) Methyl 2-methyl-3-[4-[2-(2,3-dihydro-1,4-benzoxazin-4-yl)ethoxy]phenyl]-2-phenoxypropanoate;
- 25 (-) Methyl 2-methyl-3-[4-[2-(2,3-dihydro-1,4-benzoxazin-4-yl)ethoxy]phenyl]-2-phenoxypropanoate;
- (±) 2-Methyl-3-[4-[2-(2,3-dihydro-1,4-benzoxazin-4-yl)ethoxy]phenyl]-2-phenoxypropanoic acid and its salts;
- (+) 2-Methyl-3-[4-[2-(2,3-dihydro-1,4-benzoxazin-4-yl)ethoxy]phenyl]-2-phenoxypropanoic acid and its salts;
- 30 (-) 2-Methyl-3-[4-[2-(2,3-dihydro-1,4-benzoxazin-4-yl)ethoxy]phenyl]-2-phenoxypropanoic acid and its salts;

- (±) Methyl 2-methyl-3-[4-[2-(2,3-dihydro-1,4-benzothiazin-4-yl)ethoxy]phenyl]-2-phenoxypropanoate;
- (+) Methyl 2-methyl-3-[4-[2-(2,3-dihydro-1,4-benzothiazin-4-yl)ethoxy]phenyl]-2-phenoxypropanoate;
- 5 (-) Methyl 2-methyl-3-[4-[2-(2,3-dihydro-1,4-benzothiazin-4-yl)ethoxy]phenyl]-2-phenoxypropanoate;
- (±) 2-Methyl-3-[4-[2-(2,3-dihydro-1,4-benzothiazin-4-yl)ethoxy]phenyl]-2-phenoxypropanoic acid and its salts;
- (+) 2-Methyl-3-[4-[2-(2,3-dihydro-1,4-benzothiazin-4-yl)ethoxy]phenyl]-2-phenoxy
- 10 propanoic acid and its salts;
- (-) 2-Methyl-3-[4-[2-(2,3-dihydro-1,4-benzothiazin-4-yl)ethoxy]phenyl]-2-phenoxypropanoic acid and its salts;
- (±) 4-Nitrophenyl 3-[4-[2-(2,3-dihydro-1,4-benzothiazin-4-yl)ethoxy]phenyl]-2-ethoxypropanoate;
- 15 (+) 4-Nitrophenyl 3-[4-[2-(2,3-dihydro-1,4-benzothiazin-4-yl)ethoxy]phenyl]-2-ethoxypropanoate;
- (-) 4-Nitrophenyl 3-[4-[2-(2,3-dihydro-1,4-benzothiazin-4-yl)ethoxy]phenyl]-2-ethoxypropanoate;
- (±) 3-[4-(4-Benzyl-3,4-dihydro-2H-1,4-benzoxazin-2-yl)methoxyphenyl]-2-
- 20 ethoxypropanoic acid and its salts;
- (+) 3-[4-(4-Benzyl-3,4-dihydro-2H-1,4-benzoxazin-2-yl)methoxyphenyl]-2-ethoxypropanoic acid and its salts;
- (-) 3-[4-(4-Benzyl-3,4-dihydro-2H-1,4-benzoxazin-2-yl)methoxyphenyl]-2-ethoxypropanoic acid and its salts;
- 25 (±) 4-Nitrophenyl-3-[4-(4-benzyl-3,4-dihydro-2H-1,4-benzoxazin-2-yl)methoxyphenyl]-2-ethoxypropanoate;
- (+) 4-Nitrophenyl-3-[4-(4-benzyl-3,4-dihydro-2H-1,4-benzoxazin-2-yl)methoxyphenyl]-2-ethoxypropanoate; and
- (-) 4-Nitrophenyl-3-[4-(4-benzyl-3,4-dihydro-2H-1,4-benzoxazin-2-yl)methoxy
- 30 phenyl]-2-ethoxypropanoate.
17. A pharmaceutical composition which comprises a compound of formula (I)



as defined in claim 1 or 16, and a pharmaceutically acceptable carrier, diluent, excipient or solvate.

18. A pharmaceutical composition as claimed in claim 19, in the form of a tablet,
5 capsule, powder, syrup, solution or suspension.

19. A method of preventing or treating hypercholesteremia, obesity with beneficial
effects on hyperlipemia, hyperglycemia, osteoporosis, obesity, glucose intolerance,
insulin resistance, or diseases in which insulin resistance is the underlying
pathophysiological mechanism comprising administering a compound of formula (I) as
10 defined in any one of claims 1-5, 9-11 or 16 or a pharmaceutical composition according
to claim 17 or 18 and a pharmaceutically acceptable carrier, diluent, solvate or excipient
to a patient in need thereof.

20. A method according to claim 19, wherein the disease is type II diabetes, impaired
glucose tolerance, dyslipidemia, disorders related to Syndrome X including hypertension,
15 obesity, insulin resistance, atherosclerosis, hyperlipidemia, coronary artery disease and
other cardiovascular disorders; renal diseases including glomerulonephritis,
glomerulosclerosis, nephrotic syndrome, or hypertensive nephrosclerosis; psoriasis,
polycystic ovarian syndrome (PCOS), dementia, diabetic complications and osteoporosis.

21. A method of reducing total cholesterol, body weight, blood plasma glucose,
20 triglycerides, LDL, VLDL and free fatty acids in the plasma comprising administering a
compound of formula (1), as defined in any one of claims 1-5, 9-11 or 16 or a
pharmaceutical composition according to claim 17 or 18 to a patient in need thereof.

22. A method of preventing or treating hyperlipemia, hypercholesteremia,
hyperglycemia, osteoporosis, obesity, glucose intolerance, leptin resistance, insulin
25 resistance, or diseases in which insulin resistance is the underlying pathophysiological
mechanism comprising administering a compound of formula (I) as defined in
any one of claims 1-5, 9-11 or 16, or a pharmaceutical composition according to claim 17
or 18 in combination/concomittant with HMG CoA reductase inhibitors, fibrates,

nicotinic acid, cholestyramine, colestipol or probucol which may be administered together or within such a period as to act synergistically together to a patient in need thereof.

23. A method according to claim 22, wherein the disease is type II diabetes, impaired glucose tolerance, dyslipidaemia, disorders related to Syndrome X such as hypertension, obesity, atherosclerosis, hyperlipidemia, coronary artery disease and other cardiovascular disorders, certain renal diseases including glomerulonephritis, glomerulosclerosis, nephrotic syndrome, hypertensive nephrosclerosis, retinopathy, nephropathy, disorders related to endothelial cell activation, psoriasis, polycystic ovarian syndrome (PCOS), useful as aldose reductase inhibitors, for improving cognitive functions in dementia and treating diabetic complications, osteoporosis, inflammatory bowel diseases, myotonic dystrophy, pancreatitis, arteriosclerosis, xanthoma and cancer.

24. A method according to claim 23, for the treatment or prophylaxis of disorders related to Syndrome X, which comprises administering a compound of formula (I) in combination with HMG CoA reductase inhibitors, fibrates, nicotinic acid, chloestyramine, colestipol, or probucol which may be administered together or within such a period as to act synergistically together.

25. A method of reducing plasma glucose, triglycerides, total cholesterol, LDL, VLDL and free fatty acids in the plasma, which comprises administering a compound of formula (I) claimed in any one of claims 1-5, 9-11 or 16 or a pharmaceutical composition according to claim 17 or 18, combination/concomittant with HMG CoA reductase inhibitors, fibrates, nicotinic acid, cholestyramine, colestipol or probucol which may be administered together or within such a period as to act synergistically together to a patient in need thereof.

INTERNATIONAL SEARCH REPORT

Internat'l Application No

PCT/US 98/22570

A. CLASSIFICATION OF SUBJECT MATTER

IPC 6 C07D265/36 C07D279/16 C07D413/06 A61K31/535 A61K31/54

According to International Patent Classification (IPC) or to both national classification and IPC

B. FIELDS SEARCHED

Minimum documentation searched (classification system followed by classification symbols)

IPC 6 C07D

Documentation searched other than minimum documentation to the extent that such documents are included in the fields searched

Electronic data base consulted during the international search (name of data base and, where practical, search terms used)

C. DOCUMENTS CONSIDERED TO BE RELEVANT

Category	Citation of document, with indication, where appropriate, of the relevant passages	Relevant to claim No.
Y	WO 96 04260 A (SMITHKLINE BEECHAM PLC) 15 February 1996 cited in the application see claims 1,9; examples 1-5 ---	1-5, 9-11,17
Y	WO 91 19702 A (PFIZER INC.) 26 December 1991 cited in the application see claims 1,33; examples & US 5 306 726 A cited in the application ---	1-5, 9-11,17
Y	US 5 104 888 A (T. YOSHIOKA ET AL.) 14 April 1992 see abstract: claims 1.22; tables 1-26 --- -/--	1-5, 9-11,17

Further documents are listed in the continuation of box C

Patent family members are listed in annex

Special categories of cited documents

- "A" document defining the general state of the art which is not considered to be of particular relevance
- "E" earlier document but published on or after the international filing date
- "L" document which may throw doubts on priority claim(s) or which is cited to establish the publication date of another citation or other special reason (as specified)
- "O" document referring to an oral disclosure, use, exhibition or other means
- "P" document published prior to the international filing date but later than the priority date claimed

- "T" later document published after the international filing date or priority date and not in conflict with the application but cited to understand the principle or theory underlying the invention
- "X" document of particular relevance; the claimed invention cannot be considered novel or cannot be considered to involve an inventive step when the document is taken alone
- "Y" document of particular relevance; the claimed invention cannot be considered to involve an inventive step when the document is combined with one or more other such documents, such combination being obvious to a person skilled in the art.
- "&" document member of the same patent family

Date of the actual completion of the international search

3 February 1999

Date of mailing of the international search report

10/02/1999

Name and mailing address of the ISA

European Patent Office, P.B. 5818 Patentlaan 2
 NL - 2280 HV Rijswijk
 Tel. (+31-70) 340-2040, Tx. 31 651 epo nl.
 Fax: (+31-70) 340-3016

Authorized officer

Hass, C

INTERNATIONAL SEARCH REPORT

International Application No

PCT/US 98/22570

C.(Continuation) DOCUMENTS CONSIDERED TO BE RELEVANT

Category	Citation of document, with indication where appropriate, of the relevant passages	Relevant to claim No.
Y	PATENT ABSTRACTS OF JAPAN vol. 97, no. 5, 30 May 1997 & JP 09 012575 A (SANKYO CO LTD), 14 January 1997 see abstract ---	1-5, 9-11.17
A	EP 0 441 539 A (TANABE SEIYAKU CO., LTD.) 14 August 1991 see claim 1	1
A	& US 5 496 815 A ---	
A	PATENT ABSTRACTS OF JAPAN vol. 17, no. 627 (C-1131), 19 November 1993 & JP 05 194236 A (TANABE SEIYAKU CO LTD), 3 August 1993 see abstract -----	1

INTERNATIONAL SEARCH REPORT

International application No.

PCT/US 98/22570

Box I Observations where certain claims were found unsearchable (Continuation of item 1 of first sheet)

This International Search Report has not been established in respect of certain claims under Article 17(2)(a) for the following reasons:

1. Claims Nos.:
because they relate to subject matter not required to be searched by this Authority, namely:

2. Claims Nos.:
because they relate to parts of the International Application that do not comply with the prescribed requirements to such an extent that no meaningful International Search can be carried out, specifically:

3. Claims Nos.:
because they are dependent claims and are not drafted in accordance with the second and third sentences of Rule 6.4(a).

Box II Observations where unity of invention is lacking (Continuation of item 2 of first sheet)

This International Searching Authority found multiple inventions in this international application, as follows:

1. As all required additional search fees were timely paid by the applicant, this International Search Report covers all searchable claims.

2. As all searchable claims could be searched without effort justifying an additional fee, this Authority did not invite payment of any additional fee.

3. As only some of the required additional search fees were timely paid by the applicant, this International Search Report covers only those claims for which fees were paid, specifically claims Nos.:

4. No required additional search fees were timely paid by the applicant. Consequently, this International Search Report is restricted to the invention first mentioned in the claims; it is covered by claims Nos.:

Remark on Protest

- The additional search fees were accompanied by the applicant's protest.
- No protest accompanied the payment of additional search fees.

FURTHER INFORMATION CONTINUED FROM PCT/SA/ 210

Although claims 19-25 are directed to a method of treatment of the human/animal body, the search has been carried out and based on the alleged effects of the compound/composition.

Claims Nos.: 19-25

Rule 39.1(iv) PCT - Method for treatment of the human or animal body by therapy

Claims Nos.: 1-15,17,18 (incomplete)

The definitions of the substituents of formulae (I), (IVf) and (IVg) in the claims comprise such an immense number of possibilities including open definitions (e.g. "optionally substituted") that it is not fully clear for which subject-matter protection is actually sought. A complete search for the respective claims is therefore not possible on technical and economic grounds (see Art. 17(2)(a)(ii) and 17(2)(b) PCT; Guidelines B III, 2.1).

Thus the search has mainly been based (but not limited to) the concrete compounds given in the description and in the claims.

INTERNATIONAL SEARCH REPORT

Information on patent family members

International Application No

PCT/US 93/22570

Patent document cited in search report	Publication date	Patent family member(s)	Publication date
WO 9604260 A	15-02-1996	AU 697545 B	08-10-1998
		AU 3382695 A	04-03-1996
		BG 101180 A	30-04-1998
		BR 9508468 A	25-11-1997
		CA 2196079 A	15-02-1996
		CN 1158123 A	27-08-1997
		CZ 9700254 A	17-09-1997
		EP 0772605 A	14-05-1997
		FI 970357 A	26-03-1997
		WO 9604261 A	15-02-1996
		HU 76637 A	28-10-1997
		JP 10503508 T	31-03-1998
		NO 970373 A	18-03-1997
		NZ 292125 A	25-11-1998
PL 318766 A	07-07-1997		
SK 12297 A	06-08-1997		
WO 9119702 A	26-12-1991	US 5089514 A	18-02-1992
		AT 149156 T	15-03-1997
		AU 646052 B	03-02-1994
		AU 7995691 A	07-01-1992
		CA 2084898 A	15-12-1991
		DE 69124798 D	03-04-1997
		DE 69124798 T	12-06-1997
		DK 533781 T	07-07-1997
		EP 0533781 A	31-03-1993
		ES 2098356 T	01-05-1997
		FI 925640 A	11-12-1992
		GR 3022714 T	30-06-1997
		HU 65603 A	28-07-1994
		IL 98447 A	31-12-1995
		JP 2581523 B	12-02-1997
		JP 7149636 A	13-06-1995
		JP 7005513 B	25-01-1995
PT 97950 A	31-03-1992		
US 5438074 A	01-08-1995		
US 5306726 A	26-04-1994		
US 5104888 A	14-04-1992	AU 588857 B	28-09-1989
		AU 5412286 A	04-09-1986
		CA 1256106 A	20-06-1989
		DK 87886 A	27-08-1986
		EP 0207581 A	07-01-1987
		FI 860832 A, B	27-08-1986
		IE 58853 B	17-11-1993
		JP 1924421 C	25-04-1995
		JP 6053738 B	20-07-1994
		JP 62005980 A	12-01-1987
		JP 1916098 C	23-03-1995
		JP 6045619 B	15-06-1994
		JP 62005981 A	12-01-1987
EP 441539 A	14-08-1991	AT 136545 T	15-04-1996
		AU 633688 B	04-02-1993
		AU 7088191 A	15-08-1991
		CA 2035147 A	09-08-1991
		CN 1054065 A, B	28-08-1991
		DE 69118564 D	15-05-1996

INTERNATIONAL SEARCH REPORT

Information on patent family members

International Application No

PCT/US 98/22570

Patent document cited in search report	Publication date	Patent family member(s)	Publication date
EP 441539 A		DK 441539 T	06-05-1996
		FI 910565 A	09-08-1991
		HU 208817 B	28-01-1994
		HU 9500420 A	30-10-1995
		JP 1977971 C	17-10-1995
		JP 5032643 A	09-02-1993
		JP 7010855 B	08-02-1995
		US 5496815 A	05-03-1996
		US 5246929 A	21-09-1993
		US 5281592 A	25-01-1994
		JP 1977974 C	17-10-1995
		JP 4234860 A	24-08-1992
		JP 7010853 B	08-02-1995
		JP 1977977 C	17-10-1995
		JP 4234861 A	24-08-1992
		JP 7010854 B	08-02-1995
